



T-CLICK

PEN LOCK GAS SPRINGS SERIES

2020 CATALOGUE

GASFEDERN – GAS SPRING – MOLLA A GAS



Discover
the potential

UNICERT
ISO 9001:2015



About Our Company

From Tradition
to Innovation

TGS started its industry adventure in early 70s by the producon of machining products for gas springs and various fields of industry. Our early gas spring producon steps started in 1992.

Day afer day we improved our manufacturing technologies and machinery equipments and caught world standards. In 2008 we started exporting our products to european countries and established our export company Tunatek Ltd. Co. for organizing our all export operations.

More than a quarter century of experience in gas spring producon ensures us self-confidence to provide our products all high level markets. Today we manufacture 5 different series in steel and stainless steel materials and dozens of different functions. Customers from about 50 countries and dozen of different industrial sectors rely on different kinds of gas springs made by TGS.



Quality Policy




All our products are designed, manufactured and delivered according to the most strict quality standards. Our experienced and specially trained employees monitor the adherence to our quality criteria in every phase of the production process. Tunalift gas springs are manufactured with the highest quality, environmentally friendly materials.

We are certified in accordance with DIN ISO 9001:2015. Our quality program starts with implementing strict quality controls on our purchase transactions. Permanent quality is guaranteed due to the uncompromisingly monitoring of raw materials, an aggressive testing program and a redundant quality control program throughout the production process.

TGS products are continuously tested to ensure reliability, long life and over all product safety for your highest satisfaction. Using our test and development laboratory, products and technology are constantly being improved.




INDEX




APPLICATION FIELDS  6




SPRING CHARACTERISTICS  7




8-18 SERIES  8



10-22 SERIES  10



M-JOINT  12

T-CLICK SERIES



ABOUT OF T-CLICK GAS SPRINGS

T-CLICK® is new member of TGS production range with new features. Stopping in the compressed position is its main characteristic. Similar to the ball point pen principle, the lock can be released by a light push; the gas spring then extends by itself.

The T-CLICK is generally used in furniture, for example in recessed connector strips in bar compartments, conference tables, backrests of sofas, armrests, and head-rests adjustment. In addition to force support, the T-CLICK gas spring with end position stop also provides a safe mechanical lock of the application in the extended position.

The T-CLICK is produced with 8/18 mm rod/tube diameter. The force ranges from 300N to 500N according to its used place.

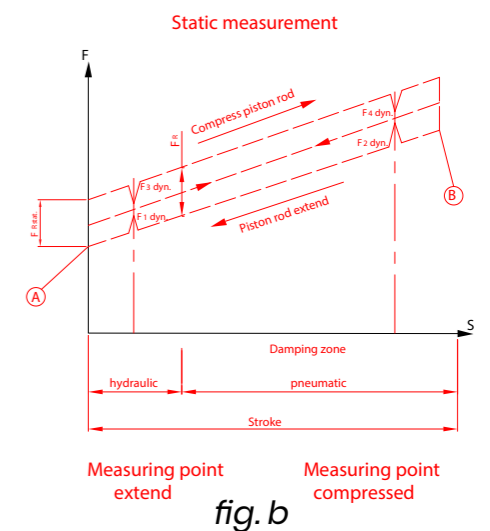
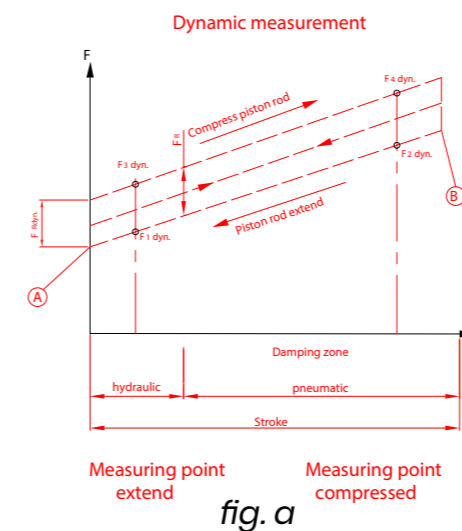
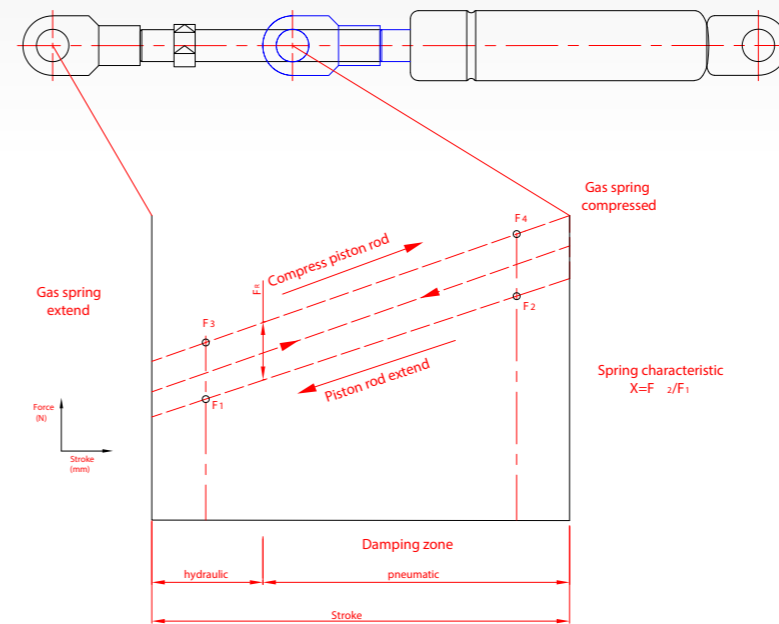
DEMONSTRATION VIDEO



Scan for watch video on youtube



Spring Characteristics T-CLICK SERIES



The spring characteristic curve shows the force path of the gas spring over the stroke, from the extended to the retracted state and back. The spring characteristic illustrates the balance of power of F_2/F_1 . For the design of gas springs, the force F_1 is, in addition to the dimensions, the most important criterion. The force F_1 is measured 5mm before the end of the extension movement and thus defines the value of the spring force.

Gas Springs are being measured by two methods; Dynamic measurement and Static measurement. In Dynamic measurement (fig.a) method test equipment records the force reaction during compression/extension at the same constant velocity. The Static measurement (fig.b) is performed with a constant speed similar to the Dynamic measurement. However, test equipment interrupts the motion at the measuring points and the spring force is being measured in a static condition.

WC.100.305 - 100N - Y019 - Y019 - MJ18 - 10

REFERENCE NO

F1

ROD MOUNTING

TUBE MOUNTING

ADDITIONAL ACCESSORIES

select from list

pressure rate


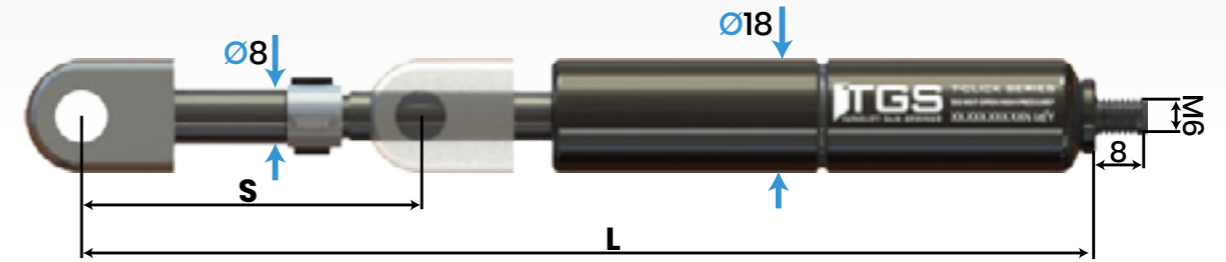
optional

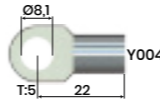

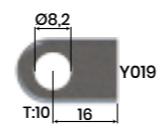





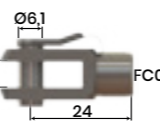


optional

optional



Order Example



	S	L	F1	REF. NO	
	STROKE LENGTH	EXTENDED LENGTH	PRESSURE RATE		
	100	305	100N-400N	WC.100.305	
	150	405	100N-400N	WC.150.405	
	200	505	100N-400N	WC.200.505	
	250	605	100N-400N	WC.250.605	
	300	705	100N-400N	WC.300.705	
	350	805	100N-400N	WC.350.805	

M-JOINT

MJ18-10 / Extends L +10mm

MJ18-15 / Extends L +15mm



M-JOINT extends length of standard item with mounting on tube end. Please check page 12 for detailed information.



XA.100.320 - 150N - Y009 - Y009 - MJ22 - 15

REFERENCE NO

F1

ROD MOUNTING

TUBE MOUNTING

ADDITIONAL ACCESSORIES

select from list

pressure rate


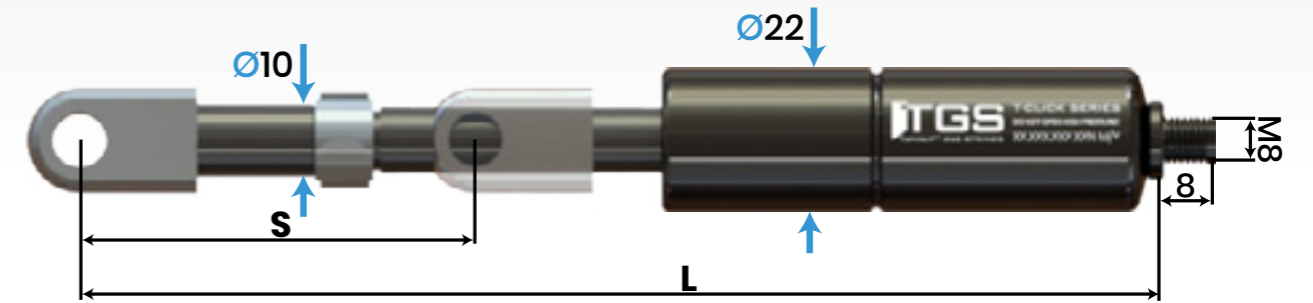
optional

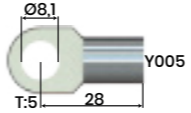

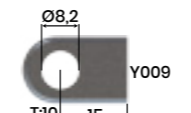





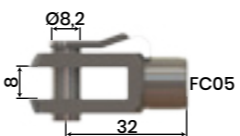

optional

optional



Order Example



	S	L	F1	REF. NO	
	STROKE LENGTH	EXTENDED LENGTH	PRESSURE RATE		
	100	320	150N-700N	XA.100.320	
	150	420	150N-700N	XA.150.420	
	200	520	150N-700N	XA.200.520	
	250	620	150N-700N	XA.250.620	
	300	720	150N-700N	XA.300.720	
	350	820	150N-700N	XA.350.820	
	400	920	150N-700N	XA.400.920	

M-JOINT

MJ22-15 / Extends L +15mm

MJ22-20 / Extends L +20mm



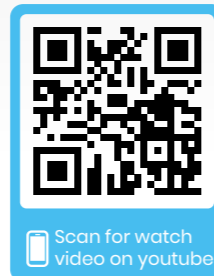
M-JOINT extends length of standard item with mounting on tube end. Please check page 12 for detailed information.



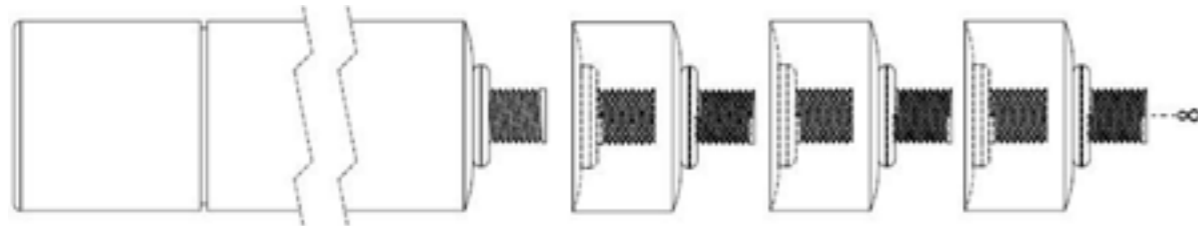
M-JOINT EXTENDERS FOR T-CLICK SERIES GAS SPRINGS

M-JOINT is original gas spring length extender which designed and patented by TGS. It has monoblock steel design, which gives original tube end shape with both side connection thread (male-female) accordingly.

M-JOINT designed to give more variety to standard range T-MOTION, T-BLOCK, T-INOX, T-TRACTION and T-CLICK gas springs. This simple part will help distributors and stock keepers to keep less variety with maximum opportunity.



Scan for watch video on youtube

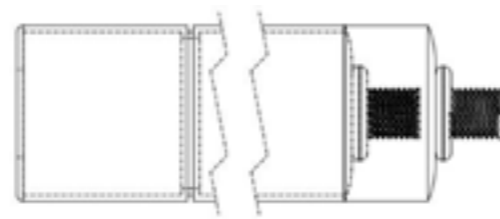


> Cluted form gives durability and resists all pressures.

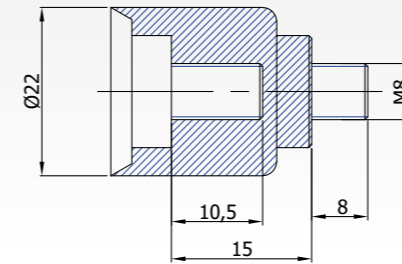


W18 : 400N
W22 : 1200N

> Tube end shape gives originally integrated part appearance.

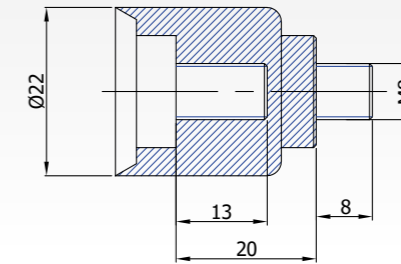


M-JOINT



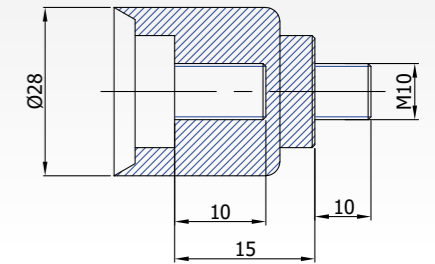
FEATURES MJ22-15

Material Information	Steel, DIN 1.0718
Surface Treatment	Zinc plated
Compatible With	S15, S18
Unit Weight	0,009 KG



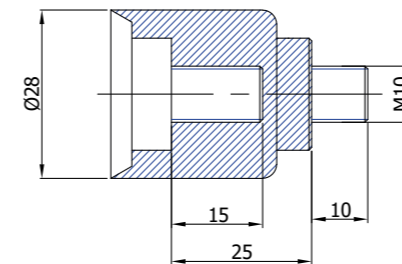
FEATURES MJ22-20

Material Information	Steel, DIN 1.0718
Surface Treatment	Zinc plated
Compatible With	S15, S18
Unit Weight	0,009 KG



FEATURES MJ28-15

Material Information	Steel, DIN 1.0718
Surface Treatment	Zinc plated
Compatible With	S15, S18
Unit Weight	0,009 KG



FEATURES MJ28-25

Material Information	Steel, DIN 1.0718
Surface Treatment	Zinc plated
Compatible With	S15, S18
Unit Weight	0,009 KG



"Feel Safe!"
www.tunalift.com



Bursa, Turkey



+90 224 211 44 73



info@tunalift.com



www.tunalift.com