



T-AUTO

AFTERMARKET CATALOGUE

GASFEDERN – GAS SPRING – MOLLA A GAS

2020 CATALOGUE



Bursa, **Turkey**



Discover
the potential



+90 224 211 44 73



info@tunalift.com



www.tunalift.com

About Our Company

From Tradition
to Innovation

TGS started its industry adventure in early 70s by the producon of machining products for gas springs and various fields of industry. Our early gas spring producon steps started in 1992.

Day afer day we improved our manufacturing technologies and machinery equipments and caught world standards. In 2008 we started exporting our products to european countries and established our export company Tunatek Ltd. Co. for organizing our all export operations.

More than a quarter century of experience in gas spring producon ensures us self-confidence to provide our products all high level markets. Today we manufacture 5 different series in steel and stainless steel materials and dozens of different funons. Customers from about 50 countries and dozen of different industrial sectors rely on different kinds of gas springs made by TGS.

Quality Policy

UNICERT
ISO 9001:2015



All our products are designed, manufactured and delivered according to the most strict quality standards. Our experienced and specially trained employees monitor the adherence to our quality criteria in every phase of the production process. Tunalift gas springs are manufactured with the highest quality, environmentally friendly materials.

We are certified in accordance with DIN ISO 9001:2015. Our quality program starts with implementing strict quality controls on our purchase transactions. Permanent quality is guaranteed due to the uncompromisingly monitoring of raw materials, an aggressive testing program and a redundant quality control program throughout the production process.

TGS products are continuously tested to ensure reliability, long life and over all product safety for your highest satisfaction. Using our test and development laboratory, products and technology are constantly being improved.

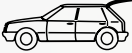

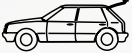



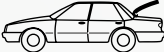

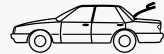







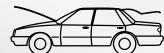

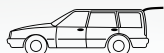

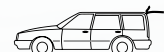


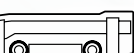























INDEX

ALFA ROMEO	6	MERCEDES-BENZ	89
AUDI	9	MG	96
AUSTIN	18	MINI	97
AUTOBIANCHI	19	MITSUBISHI	99
BMW	20	MOSKWICZ	101
CHEVROLET	27	NISSAN	102
CHRYSLER	29	OPEL	107
CITROEN	30	PAZ	114
DACIA	37	PEUGEOT	115
DAEWOO	38	PORSCHE	121
DAEWOO - FSO	39	RENAULT	123
DAEWOO FSC Lublin	40	ROVER	132
DAIHATSU	42	SAAB	134
DODGE	43	SEAT	137
FIAT	44	SKODA	141
FORD	52	SMART	145
HONDA	61	SSANGYONG	146
HYUNDAI	64	SUBARU	147
INNOCENTI	69	SUZUKI	148
IŻ	70	TOYOTA	151
JAGUAR	71	TWEKS (ТВЭКС)	155
JEEP	72	UAZ	155
KIA	74	VAUXHALL	156
LADA	78	VOLKSWAGEN	161
LANCIA	81	VOLVO	172
LAND ROVER	83	ZASTAVA	177
LEXUS	85	ZAZ	178
MAZDA	86		




Model Applications

	Tailgate - Hatchback		Tailgate - SUV
	Tailgate with spoiler - Hatchback		Engine hood - SUV
	Engine Hood - Hatchback		Spare tyre bracket SUV
	Tailgate - Sedan		Roof window - SUV
	Tailgate with spoiler - Sedan		Luggage compartment tailgate
	Engine hood - Sedan		Tailgate - Pick-up
	Tailgate - Liftback		Engine hood - Pick-up
	Tailgate bottom - Liftback		Tailgate - Van/Minivan
	Engine hood - Liftback		Engine hood - Van/Minivan
	Tailgate - Combi		Roof window - Van/Minivan
	Tailgate with spoiler - Combi		Van/Minivan
	Engine hood - Combi		Engine hood - Bus
	Boot floor - Combi		2 doors
	Tailgate - Cabrio/Roadster		3 doors
	Tailgate with spoiler - Cabrio/Roadster		4 doors
	Roof - Cabriolet/Roadster		5 doors
	Engine hood - Cabrio/Roadster		With wiper
	Tailgate - Coupe		Without wiper
	Tailgate with spoiler - Coupe		Rear window
	Engine hood - Coupe		Seat


				
Make - Model - Type Application	Production Period	DØ L F1	OEM Ref.	Order Ref.


ALFA ROMEO

145


145 (930) 	01/94 → 01/01	18	310	580	60567794	CT1140
--	---------------	----	-----	-----	----------	---------------


146

146 (930) 	01/94 → 01/01	18	523	300	60604823	CT2159
--	---------------	----	-----	-----	----------	---------------


146 (930)  <small>*2.0 16V "Junior" version</small>	02/95 → 01/01	18	523	400	60612565	CT2160
--	---------------	----	-----	-----	----------	---------------


147


147 (937) 	01/01 → 2010	18	355	350	46739202	CT1198
--	--------------	----	-----	-----	----------	---------------

147 (937) 	01/01 →	18	440	370	46771551	CT1342
--	---------	----	-----	-----	----------	---------------


155


155 (167) 	01/92 → 12/97	18	280	500	60540532	CT1073
--	---------------	----	-----	-----	----------	---------------


155 (167) 	01/92 → 12/97	18	280	600	60583192	CT1074
--	---------------	----	-----	-----	----------	---------------


155 (167) 	01/92 → 12/97	18	675	210	60604174, 60564112	CT2564
--	---------------	----	-----	-----	--------------------	---------------










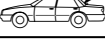







156






156 (932) 	09/97 →	18	265	370	60651067	CT1046
--	---------	----	-----	-----	----------	---------------


156 (932) 	09/97 →	18	265	460	60657685	CT1047
--	---------	----	-----	-----	----------	---------------

156 (932) 	09/97 →	18	400	300	60654724	CT1258
--	---------	----	-----	-----	----------	---------------



156 SW (932) 	05/00 →	18	348	620	60664833	CT1192
---	---------	----	-----	-----	----------	---------------

 Make - Model - Type Application	 Production Period	 DØ L FI			 OEM Ref.	 Order Ref.
159						
159 (140) 	09/05 →	18	291	380	60680087	CT1107
159 (140) 	09/05 →	18	605	250	60688574	CT2466
159 (939_) 	09/05 → 11/11	18	605	250	60688574	CT2466
159 SPORTWAGON 	03/06 →	21	250	1180	60683933, 50508010	DT1006
164						
164 (164) 	09/91 → 06/97	18	278	480	60591762	CT1064
164 (164) 	06/87 → 09/98	18	615	240	6055822, 60558222	CT2484
164 (164)  <small>*tailgate with gas spring</small>	01/87 → 08/91	18	278	430	60566147	CT1065
166						
166 (936) 	09/98 →	18	278	390	60622424	CT1066
166 (936) 	09/98 → 10/00	18	438	480	60658924	CT1339
166 (936_) 	09/98 → 06/07	18	438	480	60658924, 606589240	CT1339
33						
33 RESTYLING (907B)  <small>*(exclude Sweden)</small>	01/90 → 09/94	18	550	230	60505771	CT2262
BRERA						
BRERA 	01/06 → 2010	18	470	350	60694616	CT1436



				
Make - Model - Type Application	Production Period	DØ L F	OEM Ref.	Order Ref.

BRERA 	01/06 → 2010	18	605	250	60688574	CT2466
--	--------------	----	-----	-----	----------	---------------



GIULIETTA

GIULIETTA (940) 	04/10 →	18	399	250	50519970	CT1257
GIULIETTA (940) 	04/10 →	18	500	420	50509830	CT2023


GT

GT 	11/03 → 2010	18	355	350	46739202	CT1198
GT 	11/03 → 2010	18	400	400	50508060	CT1260





GTV






GTV 	05/98 → 04/05	18	670	200	60689182, 60594694, 60577413	CT2555
GTV (916C) 	06/95 → 04/05	18	395	170	6059469, 60594694	CT1251

MITO

MITO (955) 	09/08 →	18	456	320	50515442	CT1406
---	---------	----	-----	-----	----------	---------------





SPIDER

SPIDER 	09/06 → 2010	18	605	250	60688574	CT2466
SPIDER (916C, 916S) 	05/98 → 04/05	18	670	200	60689182, 60594694, 60577413	CT2556
SPIDER (916S) 	06/95 → 04/05	18	395	170	6059469, 60594694	CT1251
SPIDER (939) 	09/06 →	18	270	380	60694168	CT1059



 Make - Model - Type Application	 Production Period	 DØ L FI			 OEM Ref.	 Order Ref.
--	--	---	--	--	---	---

AUDI


100

100 (44, C3)  <small>*from chassis 44-F-115151</small>	04/85 → 12/90	18	465	320	443823359B	CT1424
100 (44, C4) 	12/90 → 07/94	0	0	0	4A0823359B, 4A0823359C	XZ1001
100 (44, C4) 	12/90 → 07/94	18	402	390	4A5827552	CT1262
100 AVANT (44, C3) 	08/82 → 12/90	18	580	470	445827551	CT2370






200






200 (44) 	04/85 → 12/90	18	465	320	443823359B	CT1424
200 AVANT(44) 	08/82 → 12/90	18	580	470	4A5827551	CT2370

80



80 AVANT, 80 AVANT QUATTRO (8C, B4) 	08/91 → 10/94	18	575	500	8A9827552A, 8A9827552D	CT2361
---	---------------	----	-----	-----	---------------------------	---------------

80, 80 QUATTRO




80, 80 QUATTRO (89, 89Q) 	09/86 → 09/91	18	275	590	893827552	CT1062
80, 80 QUATTRO (89, 8A) 	09/86 → 09/91	21	273	670	893827552A	DT1010
80, 80 QUATTRO (89, 8A) 	09/89 → 09/91	18	615	400	893823360	CT2485
80, 80 QUATTRO (8C, B4) 	08/91 → 10/94	18	278	580	8A5827552	CT1068
80, 80 QUATTRO (8C, B4) 	08/91 → 10/94	18	280	630	8A5827552A	CT1077

						
Make - Model - Type Application	Production Period	DØ	L	F1	OEM Ref.	Order Ref.


90, 90

90, 90 QUATTRO (89, 8A) 	04/87 → 12/91	21	273	670	893827552A	DT1010
90, 90 QUATTRO (89, 8A) 	04/87 → 12/91	18	615	400	893823360	CT2485








A1






A1 (8X1) 	05/10 →	18	515	600	8X3827552	CT2122
A1 (8X1), A1 SPORTBACK (8XA) 	05/10 →	18	300	400	8X0823359	CT1127
A1 SPORTBACK (8XA) 	11/11 →	18	535	540	8X4827552	CT2210








A2

A2 (8Z) 	02/00 →	18	500	420	8Z0827552A	CT2006
--	---------	----	-----	-----	------------	---------------

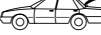






A3

A3 (8L) 	09/96 → 05/03	18	500	350	8L0823359	CT2007
A3 (8L) 	09/96 → 08/00	18	500	420	8D9827552	CT2008
A3 (8L) 	08/00 → 05/03	18	500	470	8D9827552F	CT2009
A3 (8P1) 	05/03 → 07/12	18	475	490	8P3827552B	CT1455
A3 (8P1) 	05/03 →	18	485	460	8P3827552A	CT1485
A3 (8P1) 	05/03 →	18	495	490	8P3827552D	CT1518
A3 (8P1) 	05/03 →	18	715	290	8P0823359	CT2602






 Make - Model - Type Application	 Production Period	 DØ L FI			 OEM Ref.	 Order Ref.
---	---	--	--	--	--	--



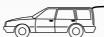




A3 (8P1) 	08/03 →	18	715	290	8P0823359A, 8P0823359B	CT2603
A3 (8V1) 	04/12 →	18	543	460	8V3827552	CT2235
A3 (8V1, 8VA, 8VS, 8V7) 	08/12 →	18	746	200	8V0823359, 8V082335903S	CT2624
A3 CABRIOLET (8V7) 	10/13 →	18	234	600	8V7827552A	CT1018
A3 CONVERTIBLE 	04/08 →	18	255	350	8P7827552C, 8P7827552F, 8P7827552D	CT1037
A3 SPORTBACK (8VA) 	09/12 →	18	555	450	8V4827552	CT2287
A3 SPORTWAGON 	09/04 →	18	530	410	8P4827552B	CT2194

A4





A4 (8D2, B5) 	01/94 → 11/00	18	278	490	8D5827552C, 8D5827552D, 8D5827552, 8D5827552F	CT1069
A4 (8D2, B5), A4 AVANT (8D5, B5) 	01/94 → 11/00	18	722	310	8D0823359A, 8D0823359, 8D0823359B	CT2607
A4 (8E2, B6) 	11/00 →	21	298	650	4B5827552G, 4B5827552F	DT1017
A4 (8E2, B6), A4 AVANT (8E5, B6) 	11/00 →	18	722	325	8E0823359A	CT2608
A4 (8EC) 	11/04 → 12/07	21	298	700	8E5827552J, 8E5827552K	DT1018
A4 (8H7, 8HE) 	07/02 → 12/05	18	310	590	8H0827552B	CT1144
A4 (8K2, B8) 	10/10 →	18	388	480	8K5827919, 8K5827919A	CT1243

*from year 10/10



				
Make - Model - Type Application	Production Period	DØ L F1	OEM Ref.	Order Ref.




















A4 AVANT (8D5, B5) 	11/95 → 09/01	18	500	420	8D9827552	CT2008
A4 AVANT (8E5, B6) 	09/01 →	18	500	530	8D9827552E	CT2010
A4 AVANT (8ED) B7 	11/04 → 03/08	18	490	530	8E9827552G, 8E9827552H	CT1506
A4 AVANT (8K5) B8  *with automatic opening	04/08 →	18	502	450	8K9827552A, 8K9827552	CT2057
A4 AVANT (8K5) B8 	04/08 →	18	502	530	8K9827552	CT2058
A4 B8 (8K2), A4 AVANT (8K5) 	11/07 →	18	765	340	8T0823359	CT2628
A4 CABRIO (8H7) 	04/02 →	18	715	290	8H0823359	CT2603






A5









A5 (8T) 	06/07 →	18	765	340	8T0823359	CT2628
A5 (8T3) 	06/07 → 01/17	18	350	480	8T0 827 919	CT1195
A5 CABRIOLET (8F) 	03/09 →	18	320	480	8F0827550A	CT1161
A5 SPORTBACK 	09/09 →	21	483	750	8T8827552A, 8T8827552	DZ1003

A6


A6 (4A, C4) 	06/94 → 08/97	18	402	390	4A5827552	CT1262
A6 (4B)  *from chassis 4B-1-000001	05/00 → 05/04	0	0	0	4A0823359B, 4A0823359C	XZ1001

 Make - Model - Type Application	 Production Period	 DØ L FI			 OEM Ref.	 Order Ref.
A6 (4B, C5)  <small>*up to chassis 4B-Y-120000</small>	08/97 → 04/00	21	278	630	4B5827552A, 4B5827552D	DT1013
A6 (4B, C5), A6 AVANT (4B, C5) 	08/97 → 05/04	18	722	280	3B0823359, 3B0823359B, 3B0823239A	CT2609
A6 (4F2) 	05/04 →	21	298	730	4F5827552, 4F5827552B	DT1019
A6 (4F2), A6 (4F5) AVANT 	05/04 →	18	720	180	4F0823359, 4F0823359A	CT2604
A6 (4F2, C6)  <small>*with automatic opening</small>	05/04 → 03/11	18	300	670	4F5827552B	CT1128
A6 (4F2, C6) 	11/04 → 03/11	18	720	180	4F0823359, 4F0823359A	CT2604
A6 (4F5) AVANT 	03/05 →	18	475	650	4F9827552B, 4F9827552C	CT1456
A6 (A4, C4), A6 AVANT (4A, C4) 	06/94 → 10/97	21	943	380	4A0823359C	DT2101
A6 / A6 AVANT 	03/11 →	18	329	380	4G8823359A	CT1169
A6 AVANT (4A, C4) 	06/94 → 08/97	18	648	450	4A9827552	CT2524
A6 AVANT (4B)  <small>*limited opening angle from chassis 4B-Y-120001</small>	04/00 →	21	483	690	4B9827552J	DT1044
A6 AVANT (4B)  <small>*with heated window and limited opening angle from chassis 4B-Y-120001</small>	04/00 →	21	483	740	4B9827552H	DT1045
A6 AVANT (4B)  <small>*from chassis 4B-Y-120001</small>	04/00 →	21	500	635	4B9827552G	DT2001
A6 AVANT (4B) 	04/00 →	21	500	690	4B9827552E	DT2002




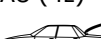
						
Make - Model - Type Application	Production Period	DØ	L	F1	OEM Ref.	Order Ref.






A6 AVANT (4B, C5) 	08/97 → 04/00	21	483	740	4B9827552D, 4B9827552H	DT1045
A6 AVANT (4B, C5)  <small>*up to chassis 4B-Y-120000</small>	08/97 → 04/00	21	500	635	4B9827552A	DT2001
A6 AVANT (4B, C5) 	12/97 → 01/05	21	500	690	4B9827552L, 4B9827552M	DT2002
A6 AVANT (4B, C5) 	12/97 → 01/05	21	500	690	4B9827552L, 4B9827552M	DT2002
A6 AVANT (4B, C5) 	04/00 →	21	500	690	4B9827552C, 4B9827552M	DT2002
A6 AVANT (4B, C5) 	08/97 → 04/00	21	500	690	4B9827552C, 4B9827552M	DT2002
A6 AVANT (4G5, C7)  <small>*with automatic opening</small>	05/11 →	18	500	440	4G9827552A	CT2011
A6 AVANT (4G5, C7)  <small>*without automatic opening</small>	05/11 →	18	500	530	4G9827552	CT2012




A7

A7 SPORTBACK (4GA) 	07/10 →	18	329	380	4G8823359A	CT1169
---	---------	----	-----	-----	------------	---------------


A8

A8 (4D) 	03/94 → 10/02	18	402	310	4D0827551A, 4D0827551B, 4D0823551B	CT1263
A8 (4D) 	03/94 → 10/02	18	530	245	4D0823359F	CT2195
A8 (4E) 	10/02 → 07/10	18	375	280	4E0823359C	CT1225
A8 (4E)  <small>*with automatic opening left side</small>	08/03 → 04/10	18	408	390	4E0827551B, 4E0827551C	CT1284




 Make - Model - Type Application	 Production Period	 DØ	L	FI	 OEM Ref.	 Order Ref.
--	--	--	---	----	---	---

A8 (4E)  <small>*with automatic opening right side</small>	08/03 → 04/10	18	408	265	4E0827552B, 4E0827552C	CT1285
A8 (4H) 	11/09 →	18	287	520	4H0823359B, 4H0823359A, 4H0823359D	CT1100
A8 (4H) 	11/09 →	15	445	110	4H0827551B	BT1036



ALLROAD

ALLROAD (4BH) 	05/00 →	21	480	690	4B9827552N	DT1042
--	---------	----	-----	-----	------------	---------------



CABRIOLET






CABRIOLET (8G7, B4)  <small>*convertible roof</small>	11/92 → 08/00	21	245	750	8G0871556A	DT1005
CABRIOLET (8G7, B4) 	11/92 → 08/00	18	275	740	8G0827552B, 8G0827552C	CT1063
CABRIOLET (8G7, B4) 	06/91 →	18	668	375	8A0823360A	CT2551


COUPE,

COUPE, COUPE QUATTRO (8C) 	11/88 → 12/95	18	605	340	895527552A	CT2468
COUPE, COUPE QUATTRO (8C) 	11/88 → 12/95	18	615	400	893823360	CT2485





Q3

Q3 (8UG, 8UB) 	06/11 →	18	480	590	8U0827552B	CT1473
Q3 (8UG, 8UB) 	06/11 →	18	500	560	8U0827552A, 8U0827552A	CT2044




 Make - Model - Type Application	 Production Period	 DØ L FI			 OEM Ref.	 Order Ref.
--	--	---	--	--	---	---

Q3 (8UG, 8UB) 	06/11 →	18	740	210	8A0823359B, 8UO823359B	CT2623
--	---------	----	-----	-----	---------------------------	---------------





Q5






Q5 (8RB) 	11/08 →	18	305	410	8R0823359A	CT1138
Q5 (8RB) 	11/08 →	18	500	600	8R0827552	CT2045
Q5 (8RB) 	11/08 →	18	500	500	8R0827552A	CT2046
Q5 (FYB) 	06/16 →	18	458	240	80A823359A	CT1409






Q7






Q7 (4L) 	03/06 →	18	485	170	4L0823359	CT1493
Q7 (4L)  <small>*without automatic opening</small>	03/06 →	21	498	630	4E0827551A, 4L0827552E	DT1054
Q7 (4L)  <small>*with automatic opening</small>	03/06 →	18	500	525	4L0827552C, 4L0827552F	CT2047

TT

TT (8J3) 	10/06 →	18	470	630	8J8827552	CT1442
TT (8J3), TT ROADSTER (8J9)  <small>*from chassis IEIK010830</small>	10/06 →	18	315	440	8J0823359C	CT1158
TT COUPE (8N) 	06/98 →	18	278	490	8N0823359	CT1069
TT COUPE (8N) 	06/98 →	18	405	520	8N8827552	CT1282


 Make - Model - Type Application	 Production Period	 DØ L F1			 OEM Ref.	 Order Ref.
---	---	--	--	--	--	--



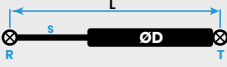


TT COUPE (8N) 	06/98 →	18	405	620	8N8827552A, 8N8827552B	CT1274
TT ROADSTER (8J9) 	02/07 →	18	331	520	8J7827552	CT1172
TT ROADSTER (8N) 	06/98 →	18	278	490	8N0823359	CT1069
TT ROADSTER (8N9) CONVERTIBLE 	10/99 → 06/06	18	402	150	8N7827552C, 8N7827552A	CT1265
TT ROADSTER (8N9) CABRIO 	10/99 → 06/06	18	402	200	8N7827552C, 8N7827552B	CT1264

 <p>Make - Model - Type Application</p>	 <p>Production Period</p>	 <p>DØ L Fl</p>	 <p>OEM Ref.</p>	 <p>Order Ref.</p>
--	--	---	---	---

AUSTIN


MINI

<p>MINI METRO</p> 	<p>→ 80</p>	<p>18</p>	<p>542</p>	<p>300</p>	<p>AFPI282</p>	<p>CT2234</p>
---	-------------	-----------	------------	------------	----------------	----------------------


 <p>Make - Model - Type Application</p>	 <p>Production Period</p>	 <p>DØ L FI</p>	 <p>OEM Ref.</p>	 <p>Order Ref.</p>
---	---	--	--	--



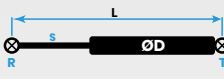


AUTOBIANCHI

A112




<p>A112</p> 	<p>69 → 87</p>	<p>18</p>	<p>362</p>	<p>190</p>	<p>4484653, 4480856</p>	<p>CZ1005</p>
---	----------------	-----------	------------	------------	-------------------------	----------------------

Y10












<p>Y10 (156)</p> 	<p>03/85 → 12/95</p>	<p>18</p>	<p>600</p>	<p>160</p>	<p>5970097, 60617400</p>	<p>CT2459</p>
--	----------------------	-----------	------------	------------	--------------------------	----------------------

				
Make - Model - Type Application	Production Period	DØ L F1	OEM Ref.	Order Ref.






BMW**1**









1 (E81, E87) 	09/04 → 2011	18	412	400	51247060622	CT1294
1 (E82, E88) 	10/07 →	18	362	260	41627166758	CT1202
1 (E82, E88) 	07 →	18	375	350	51237118370	CT1223

3






3 (E30) 	07/87 → 06/94	18	635	290	51241947096	CT2512
3 (E36) 	12/90 → 04/99	18	294	610	51242264448	CT1114
3 (E36) 	12/90 → 04/99	18	294	480	51248151579, 51241960862	CT1115
3 (E36) 	01/95 → 02/98	15	367	320	51231960852	BT1027
3 (E36) 	01/92 → 08/99	15	410	280	51238119558	BT1030
3 (E36) 	05/95 → 08/99	18	517	380	51248171158, 51248217305	CT2139
3 (E36) 	09/94 → 08/00	18	595	380	51248206652	CT2420
3 (E36) 	03/94 → 08/00	18	595	420	51248230070	CT2421
3 (E36) 	03/94 → 08/00	18	595	430	51242491349	CT2422
3 (E36) 	03/94 → 09/94	18	610	350	51248146290	CT2473
3 (E46) 	05/98 →	18	315	580	51238202688	CT1155

 Make - Model - Type Application	 Production Period	 DØ L FI			 OEM Ref.	 Order Ref.
3 (E46)  *3 doors	05/98 →	18	350	300	51248254281, 51248220075, 51244212802	CT1194
3 (E46) 	04/00 → 05	18	365	280	51248227895	CT1208
3 (E46) 	05/98 →	18	540	450	51248232873	CT2224
3 (E46) 	06/01 → 01/05	18	628	660	51247118885, 51247038248, 51248251547	CT2498
3 (E90) 	01/05 →	18	370	320	51247060623, 51244365788, 51244394052	CT1218
3 (E90, E91, E92, E93)  *without M3 version	01/05 →	18	400	330	51237060550	CT1259
3 (E92) 	09/06 →	18	370	320	51247129194	CT1218
3 (E93) 	03/07 →	18	552	220	51247129215	CT2279
3 TOURING (E91) 	09/05 →	18	545	450	51247127875	CT2240
5						
5 (E28) 	05/81 → 12/87	15	440	380	51231907962, 51231868555, 51231927129	BT1034
5 (E34) 	02/88 → 02/97	18	240	380	51231944119	CT1019
5 (E34) 	02/88 → 11/95	18	365	410	51241934270, 51248110327	CT1209
5 (E34) 	02/88 → 11/95	18	365	480	51242231663	CT1210
5 (E34) 	09/91 → 02/97	18	675	360	51248149328, 51248149327, 51248230370, 51248230369	CT2565


				
Make - Model - Type Application	Production Period	DØ L FI	OEM Ref.	Order Ref.






5 (E39) 	03/97 → 06/04	18	240	560	51248190688	CT1020
5 (E39) 	09/95 → 06/04	21	333	700	51238174866	DT1022
5 (E39) 	09/95 → 05/96	18	335	520	51248159239	CT1177
5 (E39)  *from cylinder side use old spring bracket	05/96 → 07/03	18	345	520	51248222913	CT1186
5 (E60) 	07/03 → 03/10	18	314	330	51237008745, 51247008754	CT1148
5 (F10) 	06/10 → 10/16	18	310	400	51237228990, 5123 7309117	CT1142
5 TOURING (E61) 	06/04 →	18	314	330	51237008745	CT1148
5 Touring (F11) 	06/10 → 02/17	18	310	400	51237228990, 5123 7309117	CT1142


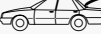



6

6 (E24) 	05/79 → 04/89	18	500	230	51231869147	CT2002
6 (E63) 	01/04 →	18	291	540	51237070670	CT1108
6 (E63) 	01/04 →	18	425	350	51247008764	CT1315
6 CABRIO (E64) 	04/04 →	18	291	540	51237070670	CT1108
6 Gran Coupe (F06) 	06/10 → 02/17	18	310	400	51237228990, 5123 7309117	CT1142



7

7 (E23) 	02/77 → 08/86	18	500	230	51231869147	CT2002
--	---------------	----	-----	-----	-------------	---------------





 Make - Model - Type Application	 Production Period	 DØ L F1			 OEM Ref.	 Order Ref.
---	---	--	--	--	--	--



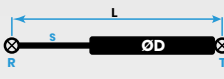


7 (E32) 	09/86 → 06/94	18	254	420	51231908465, 11811869147	CT1032
7 (E32) 	09/86 → 06/94	18	255	490	51241908431	CT1034
7 (E38)  <small>*from cylinder side use old spring bracket</small>	06/94 → 11/01	18	310	640	51248171480	CT1143
7 (E38)  <small>*front aluminum</small>	06/94 → 11/01	21	326	800	51238150077	DT1021
7 (F01, F02, F03, F04) 	10/08 →	18	278	470	51237185032	CT1067


SERIA 1

SERIA 1 (F20, F21) 	11/10 →	18	467	455	51247239871	CT1429
SERIA 1 (F20, F21)  <small>*with pedestrian protection</small>	11/10 →	18	280	590	51237239233	CT1083


SERIA 3


SERIA 3 (E46) CABRIO  <small>*to vehicle with manual roof</small>	06/00 → 2007	18	205	800	54318268980	CT1009
SERIA 3 (E46) CABRIO  <small>*to vehicle with automatic roof</small>	06/00 → 2007	18	285	800	1002092	CT1095
SERIA 3 (F30) 	10/11 →	18	376	120	51247259763	CT1229
SERIA 3 (F30), 3 TOURING (F31) 	10/11 →	18	280	610	51237255812	CT1084


				
Make - Model - Type Application	Production Period	DØ L F1	OEM Ref.	Order Ref.


SERIA 3 TOURING (F31) 	06/12 →	18	580	550	51247263153	CT2379
--	---------	----	-----	-----	-------------	---------------


SERIA 5

SERIA 5 GRAN TOURISMO (F07) 	10/09 →	18	291	395	51327200197	CT1112
--	---------	----	-----	-----	-------------	---------------


SERIA 5 GRAN TOURISMO (F07) 	10/09 →	18	370	530	51247200516	CT1221
--	---------	----	-----	-----	-------------	---------------

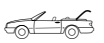
SERIA 5 TOURING (E61)  <small>*two-piece boot floor</small>	06/04 → 08/10	18	226	130	51479139349	CT1015
---	---------------	----	-----	-----	-------------	---------------


SERIA 5 TOURING (E61)  <small>*one-piece boot floor</small>	06/04 → 08/10	18	254	140	51477148826	CT1033
--	---------------	----	-----	-----	-------------	---------------


SERIA 5 TOURING (E61)  <small>*two-piece boot floor</small>	06/04 → 08/10	18	294	70	51477148817	CT1120
--	---------------	----	-----	----	-------------	---------------

SERIA 6


SERIA 6 CABRIO (E64) 	04/04 → 03/11	15	288	300	51247057340	BT1011
---	---------------	----	-----	-----	-------------	---------------






SERIA 6 CABRIO (F12) 	03/11 →	18	294	430	51247228172	CT1121
---	---------	----	-----	-----	-------------	---------------


SERIA 6 COUPE (F13) 	11/10 →	18	527	300	51247228501	CT2193
--	---------	----	-----	-----	-------------	---------------

SERIA 6 GRAN COUPE (F06) 	11/10 →	18	462	375	51247275643	CT1421
---	---------	----	-----	-----	-------------	---------------



SERIA 7

SERIA 7 (E65, E66) 	11/01 → 2008	18	715	160	51238240596	CZ2027
---	--------------	----	-----	-----	-------------	---------------






 Make - Model - Type Application	 Production Period	 DØ L FI			 OEM Ref.	 Order Ref.
---	---	--	--	--	--	--

SERIA 7 (F01, F02, F03, F04)  <small>*with pedestrian protection</small>	10/08 → 09/11	18	261	470	51237183741	CT1002
---	---------------	----	-----	-----	-------------	---------------




X1
















X1 (E84) 	10/09 →	18	345	450	41612990344	CT1189
X1 (E84) 	10/09 →	18	568	460	51242990136	CT2332



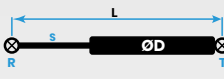


X3

X3 (E83) 	01/04 → 2010	21	285	720	51233400352	DT1015
X3 (E83) 	01/04 → 2010	18	625	590	51243400379	CT2495
X3 (F25) 	09/10 →	18	298	680	51237210727	CT1126
X3 (F25)  <small>*left side with automatic opening</small>	09/10 →	18	652	610	51247211289	CT2539
X3 (F25)  <small>*without automatic opening</small>	09/10 →	18	652	610	51247211289	CT2539

X5



X5 (E53) 	05/00 → 2006	18	288	640	51238402551	CT1106
X5 (E53) 	05/00 → 2006	18	530	530	51248402405	CT2198
X5 (E70) 	02/07 →	18	410	390	51237148346	CT1292

 Make - Model - Type Application	 Production Period	 DØ L FI			 OEM Ref.	 Order Ref.
X6						
X6 (E71, E72) 	05/08 →	18	410	390	51237148346	CT1292
Z3						
Z3 Coupe (E36) 	04/97 → 06/03	18	345	770	51238397401	CT1191
Z3 Coupe (E36) 	04/97 → 06/03	18	550	280	51248399296	CT2276
Z3 Roadster (E36) 	10/95 → 01/03	18	214	680	51248399087	CT1011
Z3 Roadster (E36) 	10/95 → 01/03	18	345	770	51238397401	CT1191
Z4						
Z4 (E85) 	02/03 → 2008	18	296	250	51247016186	CT1122
Z4 (E85) 	02/03 → 2008	18	672	180	51237016178	CT2559
Z4 (E89) 	05/09 →	18	283	570	51247191255	CT1089
Z4 (E89) 	05/09 →	18	285	800	1002092	CT1095
Z4 (E89) 	05/09 →	18	694	220	51237191528	CT2588






				
Make - Model - Type Application	Production Period	DØ L F1	OEM Ref.	Order Ref.

CHEVROLET



AVEO

AVEO 	03/05 →	18	386	350	96540939	CT1240
AVEO (T300) 	06/11 →	18	485	363	95470709	CT1487


CAPTIVA

CAPTIVA (C100) 	06/06 → 07/11	18	585	500	20913311, 96984466, 95047796, 96830123, 95494360	CT2389
CAPTIVA (C100, C140) 	06/06 →	15	303	85	96861594	BT1014
CAPTIVA (C100, C140) 	06/06 →	18	428	240	96664104	CT1319
CAPTIVA (C100, C140) 	06/06 →	18	585	500	96830123, 96984466	CT2390
CAPTIVA (C100, C140) 	10/06 →	18	582	500	20913311, 96984466, 95047796	CT2382


CRUZE

CRUZE STATION WAGON (J308) 	08/12 →	18	605	480	95146515	CT2470
CRUZE (J305) 	06/11 →	18	605	325	95472696	CT2469






EPICA

EPICA (KL1) 	01/05 → 2008	18	334	370	96474968	CT1174
--	--------------	----	-----	-----	----------	---------------

KALOS





KALOS 	03/05 →	18	386	350	96540939	CT1240
--	---------	----	-----	-----	----------	---------------

 Make - Model - Type Application	 Production Period	 DØ L FI			 OEM Ref.	 Order Ref.
LACETTI						
LACETTI 	03/05 →	18	462	560	96548931	CT1420
MALIBU						
MALIBU (V300) 	01/12 →	18	648	275	25931219	CT2527
NUBIRA						
NUBIRA 	05/97 → 03	18	447	500	96557538, 96306833	CT1370
NUBIRA ESTATE 	01/05 →	18	448	520	9655753, 96306833	CT1373
ORLANDO						
ORLANDO (J309) 	02/11 →	18	442	625	95985321	CT1356
SPARK						
SPARK M200, M300 	05/05 →	18	376	390	9596201, 95962016	CT1230
SPARK/MATIZ						
SPARK/MATIZ 	09/98 →	18	497	270	96507773, 96557539, 96563503, 96518910, 96314606	CT1535
TACUMA						
TACUMA / REZZO 	09/00 →	21	382	660	96310381.9694008	DT1026
TRAX						
TRAX 	12/12 →	18	618	370	95095591, 9509559	CT2489


				
Make - Model - Type Application	Production Period	DØ L F1	OEM Ref.	Order Ref.

CHRYSLER


300

300 C 	09/04 → 2010	18	293	280	04589589AA	CT1113
300 C production  *from 01/2008	01/08 → 11/12	18	298	430	4589618AA	CT1123
300 C TOURING 	09/04 → 2010	15	314	355	5008938AA, 04589607AA	BT1019
300 C TOURING 	09/04 → 2010	21	431	1050	04589626AA	DT1033


300+A253

300+A253 C II 	09/11 →	18	345	250	55113777AA, 55113776AA	CZ1004
--	---------	----	-----	-----	---------------------------	---------------


CROSSFIRE

CROSSFIRE ROADSTER 	05/04 → 12/07	18	231	430	431580	CT1016
---	---------------	----	-----	-----	--------	---------------



GRAND



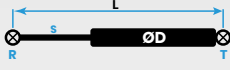


GRAND VOYAGER IV 	10/07 →	21	665	765	05109605AC	DT2069
---	---------	----	-----	-----	------------	---------------

PT

PT CRUISER (PT)  *use old spring brackets	06/00 → 12/10	21	539	690	04724743AE, KG004564, 04724743AD, G0004564	DT2017
--	---------------	----	-----	-----	---	---------------


VOYAGER

VOYAGER III (GS) 	01/95 → 03/01	21	685	870	KG0004532, 4675806	DT2072
VOYAGER IV (RG, RS) 	02/00 → 12/08	21	656	880	4894554AF, 04894554AB, 4894554AG, 4894554AE, 04894554AC, 04894554AG	DT2066






				
Make - Model - Type Application	Production Period	DØ L F1	OEM Ref.	Order Ref.

CITROËN






AX

AX 	86 → 12/98	18	545	300	95631956, 9563195680	CT2242
---	------------	----	-----	-----	-------------------------	---------------


BERLINGO



















BERLINGO 	04/08 →	21	620	625	8731S0	DT2054
BERLINGO 	07/96 →	18	700	670	8731E0	CT2594
BERLINGO II  <small>*up to orga 11829</small>	04/08 →	18	543	200	8731R9, 8731V6	CT2237
BERLINGO II  <small>*from orga 11830</small>	04/08 →	18	563	140	8731R8	CT2308
BERLINGO II  <small>*without opened rear window</small>	04/08 →	21	620	580	8731R9	DT2055






BX









BX 	10.86 → 11/94	18	650	300	95635988, 9563598880	CT2529
BX 	01/82 → 10/86	18	650	300	9556845480, 95568454	CT2530
BX BREAK 	08/85 → 11/94	18	652	460	9560649080, 95606490	CT2537
BX GT - SPORT - IE 	01/82 → 10/86	18	650	370	9559852680, 95598526	CT2531
BX TURBO, 19 TRS ATHENA, 19 TZS IE 	01/90 → 11/94	18	650	370	95635989, 9563598980	CT2532

C-CROSSER






C-CROSSER 	02/07 →	18	495	420	5802A008, 5802A007, 8731Q1	CT1517
--	---------	----	-----	-----	-------------------------------	---------------

















 Make - Model - Type Application	 Production Period	 DØ L FI			 OEM Ref.	 Order Ref.
C1						
C1 	06/05 →	18	555	305	8731L0, 689500H020	CT2285
C2						
C2 	09/03 →	18	460	380	9641721980, 8731H8	CT1413
C3						
C3 	02/02 →	18	445	420	8731G3, 9639853880	CT1363
C3 II (A51) 	11/09 →	18	472	400	8731T9, 7000510369A0	CT1445
C3 PICASSO 	02/09 →	18	548	420	7000510368C0, 8731S1	CT2258
C3 PLURIEL (HB_) 	05/03 → 2010	15	270	130	44349891	BT1009
C3 PLURIEL (HB_) 	05/03 → 2010	21	287	700	8731H2	DT1016
C3 PLURIEL (HB_) 	05/03 → 2010	15	310	255	100042G15A, 8731J4	BT1018
C4						
C4 	07/06 →	18	314	495	8731L9	CT1151
C4 (B7) 	11/09 →	18	492	475	8731V8	CT1513
C4 COUPE 	11/04 →	18	558	530	8731J9, 9650854180	CT2304
C4 GRAND PICASSO  <small>*without opened rear window</small>	10/06 →	18	585	625	9654438680, 8731N9	CT2388
C4 GRAND PICASSO (UA)  <small>*5 seats</small>	10/06 → 2013	18	537	125	8731T2, 9687236680	CT2218



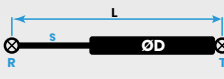


 Make - Model - Type Application	 Production Period	 ØD L FI			 OEM Ref.	 Order Ref.
---	---	--	--	--	--	--

C4 GRAND PICASSO (UA)  *with opened rear window	10/06 → 2013	18	587	645	8731P0, 9654438780	CT2402
C4 GRAND PICASSO (UA)  *7 seats	10/06 →	18	590	110	8731N8, 9654438880	CT2409
C4 I (LC) 	11/04 → 2010	18	545	425	9647295480	CT2243
C4 I COUPE 	11/04 → 2010	18	557	500	8731K0, 9647295380	CT2296
C4 PICASSO  *with opened rear window	02/07 →	18	640	595	8731P4, 9654433580	CT2516
C4 PICASSO  *without opened rear window	02/07 →	18	640	565	8731P2, 9654433480	CT2517
C4 PICASSO (UD) 	02/07 → 2013	18	525	125	8731P1, 9654433680	CT2171
C4 Picasso II 	02/13 →	18	668	655	98 068 791 80, 98 068 790 80	CT2550





C5

C5 	02/08 →	18	375	495	8731R7, 9682256580	CZ1006
C5 	03/01 →	18	512	450	8731F6	CT2108
C5 (RC) 	09/04 →	18	494	570	8731K1, 8731K2	CT1516
C5 BREAK  *from cylinder side use old spring bracket	03/01 →	18	288	250	8731F7, 9640894580	CT1103
C5 BREAK 	02/08 →	18	547	535	8731R6	CT2255


 Make - Model - Type Application	 Production Period	 DØ L FI			 OEM Ref.	 Order Ref.
C5,						
C5, C5 BREAK 	03/01 →	18	505	180	792514	CT2067
C6						
C6 	09/05 →	18	580	165	792520	CT2373
C6 (TD) 	09/05 →	18	387	465	9661815180, 8731K8	CT1242
C8						
C8 	07/02 →	18	631	510	8731G6	CT2507
CX						
CX 	09/74 → 12/91	18	580	320	5429798	CT2375
CX BREAK 	09/74 → 12/91	18	580	380	5459705, 5490307	CZ2016
DS3						
DS3 	11/09 →	18	422	365	8731V4	CT1313
DS4						
DS4 (B75) 	04/11 → 06/11	18	510	350	9676672180	CT2099
DS4 (B75G) 	07/11 →	18	510	350	9801061480	CT2100
DS5						
DS5 	11/11 →	18	376	140	9686809680	CT1228
DS5 	11/11 →	18	425	500	9686809480	CT1316

				
Make - Model - Type Application	Production Period	DØ L F1	OEM Ref.	Order Ref.



EVASION

EVASION  <small>*from chassis 06945 do 07631</small>	11/95 → 10/97	18	610	600	8731C1	CT2477
EVASION 	10/97 → 08/02	18	610	570	8731E5	CT2478
EVASION  <small>*up to chassis 06944</small>	06/94 → 11/95	18	628	630	8731A3	CT2500
EVASION 	10/97 → 08/02	18	632	600	873100000	CT2509



GS

GS BREAK 	71 → 80	18	600	360	95492745	CT2434
---	---------	----	-----	-----	----------	---------------


GSA

GSA  <small>*FE.OA5 Restyling</small>	79 → 86	18	600	200	75521825	CT2432
GSA BREAK 	09/71 → 08/85	18	600	360	7552182580	CT2434


JUMPY

JUMPY / DISPATCH 	01/07 →	21	700	1050	1498071080, 8731P5, 1401103980, 8731Q9	DT2079
JUMPY / DISPATCH 	01/07 →	21	700	1050	8731Q9	DT2078






NEMO






NEMO 	02/08 →	18	600	670	8731V0	CT2440
---	---------	----	-----	-----	--------	---------------

SAXO




SAXO  <small>*without opened rear window</small>	05/96 → 02/02	18	610	355	8731C0, 9618119180	CT2479
---	---------------	----	-----	-----	--------------------	---------------






 Make - Model - Type Application	 Production Period	 DØ L FI			 OEM Ref.	 Order Ref.
VISA						
VISA 	01/83 → 89	18	600	500	9558825480	CT2454
VISA 	78 → 12/82	18	600	500	95496134	CT2455
XANTIA						
XANTIA BREAK (X1) 	06/95 → 01/98	18	590	480	8731A8, C101860033, 620915680	CT2416
XANTIA BREAK (X1) 	01/98 → 09/01	18	590	480	8731A8, C101860033, 620915680	CT2416
XM						
XM (Y3, Y4) 	05/89 → 10/00	18	837	365	96095456	CT2634
XM BREAK (Y3, Y4) 	05/89 → 10/00	18	630	570	96026964	CT2505
XM,						
XM, XM BREAK (Y3, Y4) 	05/89 → 10/00	18	545	220	9563914480	CT2254
XSANTIA						
XSANTIA (X1)  	07/93 → 01/98	18	600	550	8731C2	CT2456
XSANTIA (X1)  	07/93 → 01/98	18	600	600	8731C3, 949901	CT2457
XSANTIA (X1)  	07/93 → 01/98	18	600	510	873197, 873196	CT2458
XSARA						
XSARA (N1) 	07/98 → 03/05	18	595	450	9637509380, 792513	CT2430
XSARA (N1)  	04/97 →	18	622	360	9621907680, 9630753280, 8731E3	CT2492

						
Make - Model - Type Application	Production Period	DØ	L	F1	OEM Ref.	Order Ref.


XSARA (N1), XSARA BREAK (N2), XSARA PICASSO (N68) 	04/97 → 09/00	18	458	300	962961898, 792511	CT1410
XSARA (N1), XSARA BREAK (N2), XSARA COUPE (N0), Xsara Picasso (N68) 	09/00 →	18	595	450	963750938, 792513	CT2430
XSARA BREAK (N2) 	10/97 →	18	656	400	9620677480, 8731E4	CT2541
XSARA PICASSO (N68) 	12/99 → 09/01	18	667	390	C2S1927, 8731F1	CT2549
XSARA PICASSO (N68) 	12/99 →	18	670	390	8731F1	CT2558

ZX



ZX (N2) 	09/91 → 06/97	18	600	320	96027543, 9602754380	CT2460
ZX (N2) 	09/91 → 06/97	18	600	320	9612361280	CT2460
ZX BREAK (N2) 	10/93 → 03/98	18	540	520	9612212280	CT2233

				
Make - Model - Type Application	Production Period	DØ L F1	OEM Ref.	Order Ref.



DACIA**DOKKER**

DOKKER, DOKKER EXPRESS 	11/12 →	18	440	445	654704175R	CT1347
---	---------	----	-----	-----	------------	---------------

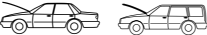



DUSTER

DUSTER 	04/10 →	18	587	360	654712943R, 654712943	CT2403
DUSTER (HS_) 	04/10 → 01/18	18	405	620	904520004R	CT1274





LODGY






LODGY 	03/12 →	18	440	445	654704175R	CT1347
LODGY (JS_) 	01/12 →	18	530	530	51248402405	CT2198

LOGAN

LOGAN II 	10/12 →	18	580	330	654713274R	CT2376
LOGAN MCV (KS) 	02/07 →	18	519	370	8200735264	CT2143
LOGAN MCV II 	02/13 →	18	555	445	904527457R	CT2291
LOGAN MCV II 	02/13 →	18	580	330	654713274R	CT2376


SANDERO

SANDERO II 	10/12 →	18	470	400	7000210536A0, 904529943R	CT1441
SANDERO II 	01/13 →	18	470	400	7000210536A0, 904529943R	CT1441
SANDERO II 	06/08 →	18	519	370	8200735264	CT2143
SANDERO II 	01/13 →	18	580	330	654713274R	CT2376


 <p>Make - Model - Type Application</p>	 <p>Production Period</p>	 <p>DØ L F1</p>	 <p>OEM Ref.</p>	 <p>Order Ref.</p>
--	--	---	---	---






DAEWOO – FSO Lublin

LUBLIN

<p>LUBLIN</p>  <p>*-</p>	→	18	510	400		CT2103
---	---	----	-----	-----	--	---------------















ŽUK



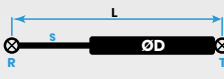


<p>ŽUK</p>  <p>*-</p>	→	18	510	400		CT2103
--	---	----	-----	-----	--	---------------

				
Make - Model - Type Application	Production Period	DØ L F1	OEM Ref.	Order Ref.

DAEWOO - FSO


POLONEZ

POLONEZ 	1978 → 93	18	405	390	4369120	CT1278
POLONEZ ATU 	1995 → 2002	18	255	280	63397	CT1042
POLONEZ CARGO / SANITARKA 	1993 → 2002	18	405	550	58084	CT1276
POLONEZ CARO 	1993 → 2002	18	405	500	77187	CT1279
POLONEZ CARO 	1993 → 2002	18	405	500	77187	CT1279
POLONEZ CARO 	1993 → 2002	18	405	500	21457	CZ1008
POLONEZ CARO PLUS 	1997 → 2002	18	405	600	77763	CT1280
POLONEZ COMBI 	1999 → 2002	18	450	450	81768	CT1387
POLONEZ TRUCK  *by Z.P. BELLA	→	18	550	350	21333	CT2271
POLONEZ TRUCK  *by LAMIPLAST	→	18	550	270	21377	CZ2010
POLONEZ TRUCK 		18	587	280	01171783, 043882	CT2404
POLONEZ TRUCK  *by ATAREX	08/93 →	18	587	200	21406	CT2405
POLONEZ TRUCK 		18	700	260	21273	CT2598
POLONEZ TRUCK  *by Z.P. BELLA	→ 93	18	700	200	21331	CT2599


				
Make - Model - Type Application	Production Period	DØ L FI	OEM Ref.	Order Ref.

DAEWOO


KALOS

KALOS (KLAS) 	09/02 →	18	386	350	96540939	CT1240
---	---------	----	-----	-----	----------	---------------



LACETTI

LACETTI 	03/05 →	18	462	560	96548931	CT1420
--	---------	----	-----	-----	----------	---------------



LANOS

LANOS 	05/97 →	18	473	420	96324119, 96324117, 96306157	CT1453
---	---------	----	-----	-----	---------------------------------	---------------







MATIZ



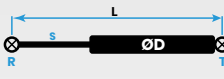


MATIZ 	09/98 →	18	497	270	96598008, 96507773, 96557539, 96563503, 96518910, 96314606	CT1535
MATIZ M200 	2005 →	18	405	335	96601844	CT1275

NEXIA


NEXIA / CIELO  	02/95 →	18	550	355	90159607	CT2266
--	---------	----	-----	-----	----------	---------------

NUBIRA


NUBIRA 	05/97 → 03	18	324	290	96298318, 96557530	CT1164
NUBIRA   	05/97 → 03	18	435	500	96301822	CT1331
*5 doors						
NUBIRA 	05/97 → 03	18	447	500	96557538, 96306833	CT1370
NUBIRA WAGON (KLAN) 	07/03 →	18	448	520	9655753, 96306833	CT1373






 <p>Make - Model - Type Application</p>	 <p>Production Period</p>	 <p>DØ L F1</p>	 <p>OEM Ref.</p>	 <p>Order Ref.</p>
---	---	--	--	--

TACUMA

<p>TACUMA / REZZO</p> 	<p>09/00 →</p>	<p>21</p>	<p>382</p>	<p>660</p>	<p>96394240, 96310381</p>	<p>DT1026</p>
---	----------------	-----------	------------	------------	---------------------------	----------------------


TICO






<p>TICO</p> 	<p>02/95 → 01</p>	<p>21</p>	<p>726</p>	<p>420</p>	<p>81850A70B02000</p>	<p>DT2082</p>
---	-------------------	-----------	------------	------------	-----------------------	----------------------

 <p>Make - Model - Type Application</p>	 <p>Production Period</p>	 <p>DØ L F1</p>	 <p>OEM Ref.</p>	 <p>Order Ref.</p>
---	---	--	--	--

DAIHATSU

SIRION

<p>SIRION II (M3)</p> 	<p>05 → 10</p>	<p>18</p>	<p>414</p>	<p>410</p>	<p>68950B1031, 68960B1031</p>	<p>CT1300</p>
---	----------------	-----------	------------	------------	-----------------------------------	----------------------

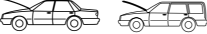
 <p>Make - Model - Type Application</p>	 <p>Production Period</p>	 <p>DØ L F1</p>	 <p>OEM Ref.</p>	 <p>Order Ref.</p>
---	---	--	--	--

DODGE


CALIBER



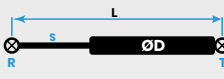


<p>CALIBER</p> 	<p>06/06 → 2011</p>	<p>18</p>	<p>484</p>	<p>445</p>	<p>5160017AB, K05160017AA</p>	<p>CT1483</p>
--	---------------------	-----------	------------	------------	-----------------------------------	----------------------

CHARGER

<p>CHARGER</p> 	<p>01/12 →</p>	<p>18</p>	<p>345</p>	<p>250</p>	<p>55113776AA</p>	<p>CZ1004</p>
--	----------------	-----------	------------	------------	-------------------	----------------------

JOURNEY






<p>JOURNEY</p> 	<p>06/08 →</p>	<p>18</p>	<p>498</p>	<p>550</p>	<p>5178293AC, 68101213AA</p>	<p>CZ1015</p>
--	----------------	-----------	------------	------------	----------------------------------	----------------------

				
Make - Model - Type Application	Production Period	DØ L FI	OEM Ref.	Order Ref.



FIAT**126**

126 BIS 	87 → 99	18	550	230	7550938	CZ2008
--	---------	----	-----	-----	---------	---------------



127

127 	06/71 → 03/77	18	550	350	4297742	CT2261
127 	09/81 → 86	18	585	200	39401990	CT2385
127 	04/77 → 09/81	18	600	200	4392130	CT2432
127 L, C, CL 	04/77 → 09/81	18	600	180	4392129	CT2433
127 PANORAMA 	06/71 → 03/77	18	550	350	4297742	CT2261



128

















128 	→ 81	18	450	300		CT1375
128 FAMILIARE 	69 → 85	18	600	360	4392120, 5975342	CT2434



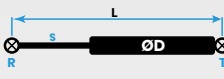


500

500 	10/07 →	18	460	350	51785412	CT1412
500 C (312_) 	09.09 →	18	288	370	51 859 965	CT1102





500L

500L 	03/12 →	18	370	210	51923979	CT1219
500L 	03/12 →	18	555	670	51883050, 5195375	CT2286


 Make - Model - Type Application	 Production Period	 DØ L FI			 OEM Ref.	 Order Ref.
500L LIVING 	06/13 →	18	557	470	51895435	CT2295
BARCHETTA						
BARCHETTA (183) 	03/95 → 06/05	18	240	250	46734809	CT1022
BARCHETTA (183) 	03/95 → 06/05	18	403	170	47300075	CT1267
BRAVA						
BRAVA 	10/95 → 10/01	18	515	370	46783650, 7769737	CT2123
BRAVO						
BRAVO 	10/95 → 10/01	18	470	350	7774707	CT1435
BRAVO II 	11/06 →	18	510	360	51812267	CT2095
CINQUECENTO						
CINQUECENTO 	07/91 → 01/98	18	570	210	46835404, 46453503	CT2339
CINQUECENTO (170_) 	07/91 → 01/10	18	570	210	7686794, 763479470, 46453503	CT2340
COUPE						
COUPE (FA175) right side 	11/93 → 08/00	18	673	250	46304290	CT2560
CROMA						
CROMA 	12/85 → 12/96	18	490	480	82429686	CT1507
CROMA (194) 	06/05 →	18	628	440	51734960	CT2499

				
Make - Model - Type Application	Production Period	DØ L F1	OEM Ref.	Order Ref.


DOBLO

DOBLO 	03/01 →	18	240	300	46773097, 46826216	CT1023
DOBLO (WITHOUT MALIBU) 	03/01 →	18	866	370	46810696, 46824070	CT2635
DOBLO Cargo (223_) 	10/01 →	21	866	370	46810696, 46824070	DT2097
DOBLO II (152, 263) 	02/10 →	21	796	720	51885487	DT2092


DUCATO

DUCATO 	5/81 → 03/94	21	798	500	4424045	DT2094
---	--------------	----	-----	-----	---------	---------------


DUNA

DUNA WEEKEND (14R20) 	01/87 → 12/91	18	527	520	7516691	CT2185
---	---------------	----	-----	-----	---------	---------------


ELBA

ELBA 	01/92 → 12/96	18	527	520	7516691	CT2185
---	---------------	----	-----	-----	---------	---------------


FIORINO,






FIORINO, QUBO 	02/08 →	18	600	670	1354844080	CT2440
--	---------	----	-----	-----	------------	---------------

FREEMONT

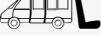

FREEMONT (JC) 	08/11 →	18	498	550	5178293AC, 68101213AA	CZ1014
--	---------	----	-----	-----	--------------------------	---------------

GRANDE


GRANDE PUNTO (199), PUNTO III 	10/05 → 2012	18	437	350	51778432	CT1338
---	--------------	----	-----	-----	----------	---------------

 Make - Model - Type Application	 Production Period	 DØ L FI			 OEM Ref.	 Order Ref.
--	--	---	--	--	---	---


IDEA

IDEA 	12/03 → 2012	18	334	510	51705073	CT1175
IDEA (135, 235) 	12/03 →	18	470	480	46830389	CT1439



LINEA

LINEA 	06/07 →	18	288	380	51801718	CT1104
--	---------	----	-----	-----	----------	---------------



MAREA

MAREA WEEKEND (185) 	09/96 →	18	507	420	46420780	CT2086
--	---------	----	-----	-----	----------	---------------





MULTIPLA






MULTIPLA 	04/99 →	18	214	420	46559850, 4655985	CT1010
MULTIPLA 	04/99 →	18	505	520	46514867	CT2074


PALIO

PALIO (178BX) 	04/96 →	18	477	360	46792437, 46530124	CT1464
PALIO WEEKEND (178DX) 	04/96 →	18	525	570	46524047, 46524051, 46524049	CT2178


PANDA



PANDA (141A) 	05/80 → 09/86	18	549	240	4483658	CZ2007
PANDA (141A) 	10/86 → 12/96	18	549	240	4483658	CZ2007
PANDA (141A) 	10/86 → 12/96	18	550	380	7550172	CZ2009
PANDA (169) 	09/03 →	18	502	280	46827091	CT2060



				
Make - Model - Type Application	Production Period	DØ L F1	OEM Ref.	Order Ref.


PANDA III (312) 	02/12 →	18	405	420	518416340	CT1277
--	---------	----	-----	-----	-----------	---------------


PUNTO


PUNTO (176) 	09/93 → 08/99	18	445	300	7734566	CT1367
--	---------------	----	-----	-----	---------	---------------

PUNTO (188)  	09/99 →	18	454	380	46524678	CT1399
*5 doors						


PUNTO (188)  	09/99 →	18	472	330	46744596	CT1447
*5 doors						

PUNTO CABRIO (176C) 	04/94 → 06/00	15	155	400	46730681C3, 46730681	BT1001
--	---------------	----	-----	-----	-------------------------	---------------


PUNTO CABRIO (176C) 	04/94 → 06/00	18	565	200	46720558P5, 46720558	CT2315
--	---------------	----	-----	-----	-------------------------	---------------

PUNTO IV (199), PUNTO EVO, PUNTO VAN 	04/08 →	18	437	350	51778432	CT1338
--	---------	----	-----	-----	----------	---------------


QUBO


QUBO (225_) 	02/08 →	18	600	670	1354844080	CT2440
--	---------	----	-----	-----	------------	---------------

R281


R281 FAMILIARE / PANORAMA 	06/74 → 07/86	18	600	310	4418499	CT2449
--	---------------	----	-----	-----	---------	---------------



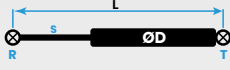


R282

R282 	72 → 86	18	255	280	4405569	CT1042
---	---------	----	-----	-----	---------	---------------





R282 	72 → 86	18	255	180		CT1043
---	---------	----	-----	-----	--	---------------

REGATA



REGATA WEEKEND 	03/85 → 12/89	18	542	300	5981660	CT2234
---	---------------	----	-----	-----	---------	---------------

				
Make - Model - Type Application	Production Period	DØ L F1	OEM Ref.	Order Ref.


RITMO

RITMO BERTONE CABRIO 	83 → 88	18	550	160		CT2273
RITMO I 	78 → 07/83	18	600	200	4392130	CT2432
RITMO II 	07/83 → 88	18	600	540	39481770	CT2450
RITMO II 	07/83 → 88	18	600	360	4392120, 5975342	CT2434


SCUDO

SCUDO COMBINATO (220P) 	02/96 →	21	700	1050	8731Q9, 8731P5	DT2078
SCUDO COMBINATO (220_) 	02/96 → 12/06	21	700	1050	8731.Q9, 8731.P5	DT2078





SEDICI






SEDICI 	06/06 →	18	445	420	71743352, 7174335	CT1368
---	---------	----	-----	-----	-------------------	---------------







SEICENTO

SEICENTO 	98 →	18	570	210	46835404, 46453503	CT2339
---	------	----	-----	-----	--------------------	---------------




STILO

STILO (192) 	10/01 →	18	440	460	46784994	CT1355
STILO (192)  <small>*from chassis 19E780001</small>	10/01 →	18	500	280	46784590	CT2025
STILO (192) 	10/01 →	18	505	380	46784995	CT2076
STILO MULTIWAGON 	10/03 →	18	395	180	46812168	CT1252


				
Make - Model - Type Application	Production Period	DØ L FI	OEM Ref.	Order Ref.

STILO MULTIWAGON 	10/03 →	21	603	810	5173674, 51716995	DT2047
STILO MULTIWAGON  	10/03 →	21	603	850	51716996, 5173674	DT2048
STILO MULTIWAGON  	10/03 →	21	603	740	51736743, 51736744, 51709681, 46762434	DT2049
STILO Multi Wagon (192_) 	01/03 → 08/08	21	603	810	51716995, 51736745	DT2050


STRADA

STRADA 	07/83 → 88	18	600	540	39481770	CT2450
STRADA 	78 → 07/83	18	600	200	39401990	CT2432
STRADA 	07/83 → 88	18	600	360	39462450	CT2434



TALENTO






TALENTO 	03/89 → 03/94	21	798	500	4424045	DT2094
--	---------------	----	-----	-----	---------	---------------


TEMPRA

TEMPRA STATION WAGON (159) 	01/90 → 08/97	18	630	330	76063040	CT2504
---	---------------	----	-----	-----	----------	---------------





TIPO

TIPO  <small>*from chassis 0043620, 2129640, 2162445, 4075920, 454677</small>	03/93 → 04/95	18	585	280	7671700	CT2398
TIPO  <small>*up to chassis 0043620, 2129640, 2162445, 4075920, 454677</small>	07/87 → 03/93	18	595	280	7587706	CT2429





 Make - Model - Type Application	 Production Period	 DØ L FI			 OEM Ref.	 Order Ref.
---	---	--	--	--	--	--






TIPO 160 AE.OA.5  <small>*from chassis 0043620, 2129640, 2162445, 4075920, 454677</small>	88 →	18	585	290	7671700	CT2399
--	------	----	-----	-----	---------	---------------

ULYSSE


ULYSSE (179AX) 	08/02 →	18	631	440	1489342080	CT2508
ULYSSE (220) 	11/95 → 08/02	18	610	560	9630698380	CT2480
ULYSSE (220) 	06/94 → 11/95	18	628	570	9626493880, 9622553680	CT2502
ULYSSE (220_) 	06/96 → 08/02	18	610	600	963 069 83 80, 51 023 300	CT2477

UNO



UNO 	→ 89	18	568	280	7636049	CT2329
UNO  <small>*AE.OA5</small>	1983 → 89	18	600	410	5993542	CT2452
UNO (146)  <small>*AE.OA5</small>	83 → 89	18	600	430	5993542	CT2453
UNO (146) Restyling 	→ 89	18	570	280	7636049	CT2347

				
Make - Model - Type Application	Production Period	DØ L F1	OEM Ref.	Order Ref.











FORD**B-MAX**






B-MAX 	10/12 →	18	555	550	AV11R406A10AB, 1757865	CT2288
--	---------	----	-----	-----	---------------------------	---------------











C-MAX

C-MAX II 	12/10 →	18	687	555	AM51R406A10AB	CT2583
C-MAX II (DXA/CB7, DXA/CEU) 	02/12 →	18	680	656	AM51-R406A10-AE, AM51-R406A10-AC	CT2574













ESCORT






ESCORT CABRIO (V, VI, VII) 	07/90 → 08/00	18	285	230	V91ABL406A10AB, 1666591	CT1093
ESCORT CABRIO (V, VI, VII) 	07/90 → 08/00	18	431	400	V91ABL50600AA	CT1325
ESCORT III, IV 	07/80 → 07/90	18	577	275	86ABB406A10GA	CT2366
ESCORT III, IV 	07/80 → 07/90	18	577	320	86ABB406A10GA	CT2367
ESCORT III, IV 	07/80 → 07/90	18	592	400	81ABD406A10BA, 86ABW406A10CA	CT2418
ESCORT III, IV 	07/80 → 07/90	18	595	370	1650686, 81AB- D406A10BB	CT2423
ESCORT V 	08/90 → 05/92	18	534	410	91ABW406A10AG, 91ABW406A- 10AF, 6656800, 91ABW406A10A1C, 6885988	CT2205
ESCORT V 	08/90 → 05/92	18	557	360	91ABA406A10A1D, 91ABA406A10A1E	CT2297
ESCORT V 	08/90 → 05/92	18	557	425	91ABA406A10C1	CT2298
ESCORT V Turnier (ANL) 	01/95 → 02/99	18	534	410	91ABW406A- 10A1C, 6885988, 91ABW406A10AG	CT2205







 Make - Model - Type Application	 Production Period	 DØ L FI			 OEM Ref.	 Order Ref.
---	---	--	--	--	--	--

ESCORT VI (GAL, AAL, ABL) 	02/95 → 10/98	18	545	495	91ABA406A10C1E, 6723080, 6900217	CT2247
ESCORT VI Turnier (GAL, ANL) 	01/95 → 01/99	18	534	410	91ABW406A- 10A1C, 6885988, 91ABW406A10AF	CT2205
ESCORT VI, VII 	05/92 → 09/00	18	534	410	91ABW406A10AG, 91ABW406A- 10AF, 6656800, 91ABW406A10A1C, 6885988	CT2205
ESCORT VI, VII  	05/92 → 09/00	18	545	495	91ABA406A10C1E, 6723080, 6900217, 93ABA406A10C1B	CT2247
ESCORT VI, VII 	05/92 → 09/00	18	545	440	93ABA406A10B1B	CT2248
ESCORT XR3 RS TURBO 	02/86 → 89	18	575	415	86ABB406A10HA	CT2362
ESCORT XR3 RS TURBO 	01/89 → 07/90	18	575	400	89ABB406A10HA	CT2363
ESCORT XR3i  	08/90 → 05/92	18	555	485	6723080, 91ABW406A10C1C	CT2290










FIESTA



















FIESTA II  	08/83 → 03/89	18	615	330	84FBB406A10BB	CT2486
FIESTA II  	08/83 → 03/89	18	615	300	84FBB406A10CB	CT2487
FIESTA III  	03/89 → 04/93	21	567	590	89FBB406A10A1C	DT2033
FIESTA III  	03/89 → 04/93	21	567	650	89FBB406A10B1C	DT2034
FIESTA III  	04/93 → 03/96	18	574	260	93FBB406A10AA	CT2357
FIESTA III 	04/93 → 03/96	18	575	310	93FBB406A10BA	CT2360
FIESTA IV 	01/96 → 10/01	18	575	310	108277, 96FBB406A- 10BA, 1008276, 96FB- B406A10AA	CT2360



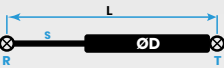


 Make - Model - Type Application	 Production Period	 DØ L FI			 OEM Ref.	 Order Ref.
--	--	---	--	--	---	---


FIESTA V 	06/02 →	18	557	500	2N11N406A10AD, 1211497, 1212586	CT2299
FIESTA V 	11/01 → 11/02	18	600	425	2S61B406A10AB, 1141159	CT2442
FIESTA V 	11/02 →	18	600	440	1224731, 2S61B406A- 10AC	CT2443
FIESTA V 	11/01 →	18	624	575	2S51B406A10AC, 2S51B406A10AB, 1251915, 1218538	CT2494
FIESTA VAN EUROPE 	01/09 →	18	545	335	1523356, 1666068, 8A61A406A10AB, 8A61A406A10AC	CT2250
FIESTA VI 	10/08 →	18	545	290	1523356, 8A61A406A- 10AB	CT2251

FOCUS



FOCUS 	04/02 → 11/04	21	455	700		DT1037
FOCUS 	11/04 →	18	483	530		CT1479
FOCUS (DAW, DBW) 	10/98 → 02	21	465	655	1074368, 1070024, XS41A406A10AF, 1150277, XS41A406A- 10AE, 1150279	DT1039
FOCUS (DAW, DBW) 	10/98 → 11/04	18	455	700	3M51 A406A10 AA, 1313218, 3M51 A406A10 AB	CT1401
FOCUS (DAW, DBW) 	10/98 → 11/04	21	465	655	1150277, XS41A406A- 10AE, XS41A406A10AF	DT1040
FOCUS (DFW) 	11/98 → 10/01	18	280	465	1114031, XS41F406A- 10AE, 1071732, XS- 41F406A10AD, 1092108, XS41F406A- 10AC, 1072394	CT1079
FOCUS (DFW) 	10/01 →	18	280	420	XS41F406A10AF, 1124003	CT1080
FOCUS (DNW) 	11/98 → 01/01	18	510	550	1071669, 1093705, 1079800, XS41N406A- 10AE, XS41N406A10AD	CT2097
FOCUS (DNW) 	01/01 →	18	525	450	1146649, XS41N406A- 10AH, XS41N406A10AJ	CT2175



 Make - Model - Type Application	 Production Period	 DØ L FI			 OEM Ref.	 Order Ref.
FOCUS C-MAX 	10/03 →	18	570	460	1252377, 3M51R406A-10AB, 1252806	CT2341
FOCUS II (DA_, HCP, DP) 	07/04 → 09/12	18	482	530	4M51A406A10AB, 1321021	CT1477
FOCUS II CABRIO 	10/06 →	18	490	560	6N41L406A10AA, 1453743, 9410495	CT1508
FOCUS II SEDAN (DA) 	04/05 →	18	280	510	5M51F406A10AB, 1336159, 1376673, 5M51F406A10AA	CT1081
FOCUS II TURNIER (DAW) 	11/04 →	18	585	420	1349309, 4M51N406A-10AA, 01349309, 4M51N406A10AB, 1336230	CT2392
FOCUS III 	04/11 →	18	600	385	BM51A406A10AE	CT2444
FOCUS III TURNIER 	05/11 →	18	537	670	BM51N406A10AC	CT2219
FUSION						
FUSION 	08/02 →	18	557	500	2N11N406A10AD, 1212586	CT2299
GALAXY						
GALAXY 	05/06 →	21	574	990	1405189, 1434313	DT2042
GALAXY 	06/95 →	21	593	830	1009060, 1094814, 7300069	DT2043
GALAXY (WGR) 	04/00 → 05/06	18	455	350	1133865, YM2-116C826-AB, 1116028	CT1402
GRAND						
GRAND C-MAX 	12/10 →	18	703	530	AM51U406A10AC	CT2601
KA						
KA 	10/08 →	18	418	390	9551B460A10AA, 51794232, 1542413	CT1304



 Make - Model - Type Application	 Production Period	 DØ L FI			 OEM Ref.	 Order Ref.
--	--	---	--	--	---	---



KA 	09/96 →	18	448	310	1025425, 97KG-B406A10AA	CT1372
---	---------	----	-----	-----	-------------------------	---------------

KUGA


KUGA  	03/08 →	18	484	200	1520777, 8V41S406A10BB	CT1484
---	---------	----	-----	-----	------------------------	---------------


KUGA  	03/08 →	18	657	480	8V41S406A10AD, 1537538	CT2542
---	---------	----	-----	-----	------------------------	---------------


KUGA II   *right side without automatic opening	03/13 →	21	743	670	1790926, CV-44S406A10AB	DT2089
---	---------	----	-----	-----	-------------------------	---------------


KUGA II   *left side without automatic opening	03/13 →	21	759	670	CV44S406A11AB, 1790927	DT2090
--	---------	----	-----	-----	------------------------	---------------


MONDEO


MONDEO I 	02/93 → 08/96	18	255	500	93BBF406A10AB	CT1039
---	---------------	----	-----	-----	---------------	---------------


MONDEO I 	02/93 → 08/96	18	255	630	93BBF406A10BB	CT1040
---	---------------	----	-----	-----	---------------	---------------


MONDEO I 	02/93 → 08/96	21	485	640	93BBN406A10AC	DT1047
---	---------------	----	-----	-----	---------------	---------------


MONDEO I 	02/93 → 08/96	18	552	515	93BBA406A10AE, 93BBA406A10AD	CT2281
---	---------------	----	-----	-----	------------------------------	---------------






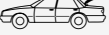
















MONDEO I (GBP) 	10/95 → 08/96	18	555	515	93BBA406A10AE, 93BBA406A10AD	CT2292
---	---------------	----	-----	-----	------------------------------	---------------






MONDEO II 	08/96 → 11/00	18	255	500	93BBF406A10AB	CT1039
--	---------------	----	-----	-----	---------------	---------------

MONDEO II 	08/96 → 11/00	18	485	640	93BBN406A10AC	CT1491
--	---------------	----	-----	-----	---------------	---------------



MONDEO II 	08/96 → 11/00	18	552	560	93BBA406A10BD	CT2282
--	---------------	----	-----	-----	---------------	---------------

MONDEO III 	11/00 →	18	250	660	1120812, 1117690, 1S7116C826AD	CT1030
---	---------	----	-----	-----	--------------------------------	---------------


 Make - Model - Type Application	 Production Period	 DØ L FI			 OEM Ref.	 Order Ref.
MONDEO III 	11/00 →	18	300	560	1117246, 1S71F406A-D10AB	CT1132
MONDEO III  	11/00 →	18	534	485	1117046, 1S71A406A-D10AC	CT2207
MONDEO III   *with manual wiper	11/00 →	18	534	520	1119688, 1S71A406A-10AB	CT2208
MONDEO III   *with automatic wiper	11/00 →	18	534	585	1S71A406A10CD, 1219986	CT2209
MONDEO III 	02 →	18	548	475	1S71N406A10AC, 1232189	CT2260
MONDEO III 	11/00 → 02	18	555	475	1S71N406A10AB, 1117394	CT2293
MONDEO III (B5Y) 	10/00 → 03/07	18	535	520	1S71 A406A10 AB, 1 119 688, 1S71 A406A10 BC	CT2212
MONDEO III (B5Y) 	10/00 → 03/07	18	535	485	1 219 984, 1 120 611, 1S71 A406A10 AC	CT2213
MONDEO IV 	03/07 →	21	556	715	1484371, 7S71A406A-10BA	DT2028
MONDEO IV (BA7) 	07/09 → 01/15	18	552	715	7S71A 406A10 BA, 1 710 904, 7S71A 406A10 AE	CT2283
MONDEO IV (BA7) 	03/10 → 01/15	21	553	760	7S71A406A10CA, 1 553 975, 1 492 389	DT2026
MONDEO IV SEDAN 	03/07 →	18	378	540	7S71F406A10AF, 1484158, 1496865	CT1233
MONDEO IV TURNIER 	03/07 →	18	540	585	7S71N406A10AD, 1477988	CT2230
ORION						
ORION II  *without automatic opening	04/86 → 90	18	245	330	D83ABF406A10BA, 86ABF406A10AA	CT1027

				
Make - Model - Type Application	Production Period	DØ L FI	OEM Ref.	Order Ref.










PUMA

PUMA (EC_)  *1 pcs	03/97 → 06/00	18	570	215	V97FBC406A10AC, 1034930, 1088369, V97FBC406A10AB	CT2348
PUMA (EC_)  *2 pcs	06/00 →	18	570	215	V97FBC406A10AC, 1088369	CT2348





S-MAX






S-MAX 	05/06 →	18	606	655	6M21R406A- 10AD, 1434296, 6M21R406A10AB, 1381555	CT2472
--	---------	----	-----	-----	---	---------------




SCORPIO

SCORPIO I 	01/85 → 09/94	18	500	635	85GBA406A10CD	CT2050
SCORPIO I  	01/85 → 09/94	18	500	595	85GBA406A10BD	CT2051
SCORPIO I 	01/92 → 09/94	18	500	780	85GBA406A10DD	CT2052
SCORPIO II  	10/94 → 08/98	18	550	285	95GB16C826AB, 7245797	CT2275
SCORPIO II 	01/92 → 09/94	18	565	480	96GBN406A10AF, 6186916, 1666983, 6962811	CT2317
SCORPIO II 	10/94 → 08/98	18	565	480	96GBN406A10AF, 6186916, 1666983, 6962811	CT2317
SCORPIO II (GFR, GGR) 	06/96 → 08/98	15	213	480	90GB F406A10 AB, 6 962 810, 90GB F406A10 AA	BT1004



SIERRA

SIERRA L, GL, GHIA 	08/82 → 02/93	18	495	500	83BBA406A10AD	CT1520
SIERRA L, GL, GHIA  	08/82 → 02/93	18	497	565	83BBA406A10BD	CT1539
SIERRA SPORT 	08/82 → 02/93	21	490	720	86BBA406A10AA, 86BBA406A10BA	DT1048




 Make - Model - Type Application	 Production Period	 DØ L FI			 OEM Ref.	 Order Ref.
---	---	--	--	--	--	--

SIERRA TURNER  *without loudspeaker	08/82 → 02/93	18	485	460	83BBN406A10AD	CT1495
SIERRA TURNER  *with loudspeaker	08/82 → 02/93	18	485	520	83BBN406A10BB	CT1496
SIERRA XR4, RS 	08/82 → 02/93	21	490	780	88BBA406A10BAD, 83BBA406A10CD	DT1049









STREET



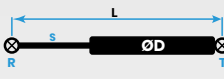



STREET KA 	05/03 → 07/05	18	201	450	3S51B406A10AA, 1225361	CT1006
STREET KA (RL2) 	05/03 → 07/05	18	201	450	327 34 074 AA0, 3S51-B406A10-AA, 1225361	CT1007






TOURNEO

TOURNEO CUSTOM 	12/12 →	21	650	690	1786752, BK21V406A- 10AB	DT2061
TOURNEO CUSTOM  	12/12 →	21	650	745	1786750, BK- 21V406A10BB	DT2062

TRANSIT





TRANSIT    *3/5 doors	09/85 → 07/91	21	550	850	86VBV406A10CA	DT2022
TRANSIT  	09/85 → 07/91	21	550	810	86VBV406A10BA	DT2023
TRANSIT 	03/00 →	18	678	480	2T14V406A10AB, 4378216	CT2571
TRANSIT 	03/00 →	21	850	670	1C15V406A10AD, 4346105, 1C15V406A- 10EA	DT2096
TRANSIT Panelvan/Van (FA_ _) 	01/00 → 05/06	21	830	620	1C15 V406A1 0CC, 4 134 633, 1C16 V406A1 0DC	DT2095

 Make - Model - Type Application	 Production Period	 DØ L Fl			 OEM Ref.	 Order Ref.
TRANSIT CONNECT (P65_, P70_, P80_) 	06/02 → 12/13	18	678	480	2T14V406A10AB, 4378216	CT2571









 Make - Model - Type Application	 Production Period	 DØ L FI	 OEM Ref.	 Order Ref.
--	--	---	---	---






HONDA




ACCORD

ACCORD TOURER  <small>*with automatic opening</small>	07/08 →	21	524	585	74820TL4G31	DT2011
ACCORD TOURER  <small>*without automatic opening</small>	07/08 →	21	524	540	74820TL4G01	DT2012
ACCORD TOURER VIII (CM)  <small>*left side</small>	04/03 →	27	342	1200	0474ISEG900	FT1008
ACCORD VII CH 	12/99 → 12/02	21	551	710	74820S1CE018, 74820S1CE01	DT2024



CIVIC

CIVIC III (EC, ED, EE) 	09/87 → 09/91	18	635	200	74820SH3305	CT2513
CIVIC IV (EG) 	10/91 → 11/95	18	464	160	74820SR3003	CT1423
CIVIC IV (MA, MB) 	10/91 → 11/95	18	516	425	74820ST3E02	CT2134
CIVIC IX (FK) 	02/12 →	21	596	465	74820TV0E11M1, 74820TV0E01M1	DT2044
CIVIC V (MB) 	01/97 → 02/01	18	517	460	74820ST3E01, 74820ST3E52, 74820ST3E51, 74820ST3E02	CT2141
CIVIC V AERODECK (MC) 	04/98 → 02/01	18	582	500	74820S1EE01	CT2383
CIVIC VI (EU, EP) 	02/01 →	18	500	400	74870S6DE02, 74820S6DE02	CT2019
CIVIC VI (EU, EP) 	2001	18	502	400	0474IS6A000	CT2059








 Make - Model - Type Application	 Production Period	 DØ L FI			 OEM Ref.	 Order Ref.
---	---	--	--	--	--	--

CIVIC VI (EU, EP) 	02/01 →	18	568	360	74820S5SE01, 74870S5SE01	CT2325
CIVIC VII 	09/05 →	18	640	465	74820SMGE02, 74820SMGE01, 74820SMGE010C1, 74820SMGE021MI	CT2518
CIVIC VII Hatchback (EU, EP, EV) 	02/01 → 09/05	18	568	360	74820-S5S-E01, 74870-S5S-E01	CT2325


CONCERTO






CONCERTO 	10/90 → 03/95	18	680	390	74820SK3E20, BHE38017, GTS122	CT2575
CONCERTO 	10/90 → 03/95	18	680	360	74820SK3E20, BHE38025, GTS120	CT2573

CR-V


CR-V (ED) 	10/95 →	18	540	170	04741SI0000	CT2228
CR-V II (RD) 	03/02 → 09/06	18	355	115	74820SCA003, 74820SCA0031	CT1199
CR-V III 	10/06 →	21	625	510	74820SWAA01, 74870SWAA01	DT2056
CR-V III 	10/06 →	21	628	510	74820SWAA01, 74870SWAA01	DT2057
CR-V III (RE_) 	10/06 →	18	626	510	74820SWAA01, 74820-SWA-A012	CT2496
CR-V IV  <small>*with automatic opening</small>	01/12 →	21	606	460	74870TIGE110, 74820TIGE110	DT2051
CR-V IV  <small>*without automatic opening</small>	01/12 →	21	606	395	74820TIGE010M1, 74870TIGE010, 74820TIGE010	DT2052

CR-Z


CR-Z (ZF) 	06/10 →	18	409	565	74820SZTH010, 74820SZTG012, 74820-SZT-A011-M1	CT1289
--	---------	----	-----	-----	---	---------------

 Make - Model - Type Application	 Production Period	 DØ L FI			 OEM Ref.	 Order Ref.
--	--	---	--	--	---	---



FR-V

FR-V (BE) 	02/05 → 2009	21	512	520	04746SJD000	DT2007
--	--------------	----	-----	-----	-------------	---------------


HR-V






HR-V (GH) 	03/99 → 12/05	21	727	400	, 04746S2H000, 04741S2H010	DZ2006
--	---------------	----	-----	-----	-------------------------------	---------------

JAZZ






JAZZ II (GD) 	03/02 → 07/08	21	414	500	04741SAA000	DT1030
JAZZ III (GE_, GG_, GP_, ZA_) 	07/08 →	18	428	500	04741TF0020, 04746TF0010, 04741TF0000	CT1320

LOGO



LOGO (GA) 	03/99 → 03/02	18	575	580	74820-S50-G01	CZ2014
--	---------------	----	-----	-----	---------------	---------------

				
Make - Model - Type Application	Production Period	ØD L FI	OEM Ref.	Order Ref.




HYUNDAI**ACCENT**

ACCENT (X-3) 	10/94 → 01/00	21	539	450	8178022200, 8177022200	DT2016
ACCENT II (LC) 	01/00 →	18	577	530	8178025220, 8177025220, 8178025210	CT2365
ACCENT II (LC)   	01/00 → 2005	18	587	590	8177025560	CT2400





ATOS






ATOS (MX) 	03/01 → 12/08	18	605	380	81770-02010, 81770-02030, 81770-02041	CT2467
ATOS PRIME (MX) 	06/03 →	18	449	470	8177006010	CT1374

COUPE


COUPE (GK) 	09/01 → 2008	18	447	300	811612C000	CT1369
COUPE (GK) 	09/01 →	18	545	490	817712C011, 817712C010	CT2245
COUPE (GK) 	09/01 →	18	545	530	817712C020, 817712C021	CT2246

ELANTRA


ELANTRA (J2) WAGON 	02/96 →	18	520	435	8177129221	CT2146
ELANTRA (XD) 	06/00 →	18	485	580	817712D210	CT1488
ELANTRA (XD) 	06/00 →	18	485	610	817712D220	CT1489
ELANTRA (XD) 	06/00 → 07/06	18	485	610	81771-2D220	CT1490

 Make - Model - Type Application	 Production Period	 DØ L FI			 OEM Ref.	 Order Ref.
--	--	---	--	--	---	---



GETZ

GETZ (TB) 	08/02 →	18	483	370	817701C001, 817701C000	CT1480
--	---------	----	-----	-----	---------------------------	---------------







I10

I10 	01/08 →	18	460	350	817700X000	CT1416
--	---------	----	-----	-----	------------	---------------



I20



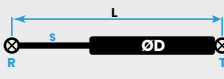


I20 	09/08 →	18	414	430	817801J000, 817701J000	CT1298
I20 (PB, PBT) 	03/12 → 12/15	18	414	430	81780-1J000, 81770-1J000	CT1299

I30


I30 	10/07 →	18	570	310	817812R000, 817712R000, 817711Z000	CT2342
I30 (FD) 	10/07 → 11/11	18	570	310	81780 2L000, 81781 2R000, 81770 2L010	CT2343
I30 CW ESTATE 	02/08 →	18	512	460	817702L200, 817802L200	CT2109
I30 II 	11/11 →	18	505	355	81780A6000, 81770A6000	CT2072
I30 II CW 	06/12 →	18	516	475	81770A6200, 81780A6200	CT2137
I30 Station wagon (FD) 	02/08 → 06/12	18	513	460	81771 2R200, 817802L210, 81770 2L201	CT2112

I40




I40 (VF), I40 CW 	07/11 →	18	365	360	811613Z000, 811713Z000	CT1213
I40 CW (VF) 	07/11 →	18	666	650	817703Z000	CT2547

				
Make - Model - Type Application	Production Period	DØ L Ff	OEM Ref.	Order Ref.

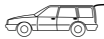
IX20

IX20 	11/10 →	18	475	610	817701K000, 817801K000	CT1461
---	---------	----	-----	-----	---------------------------	---------------


IX55

IX55 	09/08 →	18	436	245	811603J000	CT1336
IX55 	09/08 →	18	557	580	817703J000	CT2300
IX55  <small>*with automatic opening</small>	09/08 → 2012	18	557	700	817703J021	CT2301








LANTRA






LANTRA II Station wagon (J-2) 	11/95 → 10/00	18	520	450	81771-29220, 81771-29221, 81771-29200	CT2148
--	---------------	----	-----	-----	---------------------------------------	---------------




MATRIX

MATRIX (FC) 	06/01 →	18	570	630	8177017030, 8177017010	CT2346
--	---------	----	-----	-----	---------------------------	---------------







SANTA

SANTA FE (CM) 	03/06 →	18	452	660	817702B001	CT1396
SANTA FE (SM)  	02/01 →	18	436	100	8717126010	CT1337
SANTA FE (SM) 	02/01 →	18	440	300	8116126000	CT1353
SANTA FE (SM) 	02/01 →	18	557	550	8177126010	CT2302
SANTA FE II (CM) 2.2 	03/06 →	18	440	300	811602B010	CT1354
SANTA FE II (CM) 2.7 V6 	03/06 →	18	440	300	811602B000	CT1354


 Make - Model - Type Application	 Production Period	 DØ L FI			 OEM Ref.	 Order Ref.
--	--	---	--	--	---	---

SANTA FE III (DM) 	09/12 →	18	294	400	811612W000	CT1119
SANTA FE III (DM) 	09/12 →	18	497	580	817712W000	CT1538
SANTA FÉ I (SM) 	02/01 → 03/06	18	435	100	87170-26011, 87170-26010	CT1333


SONATA

SONATA IV (EF) 	10/01 →	18	298	500	817713D001, 817713D000	CT1125
SONATA IV (EF) 	10/01 →	18	490	380	811613D000	CT1511
SONATA V (NF) 	01/05 → 06/05	18	305	550	817713K000	CT1139
SONATA V (NF) 	01/05 → 06/05	18	305	550	817713K000	CT1139
SONATA V (NF) 	01/05 →	18	726	360	811613K000	CT2610
SONATA V (NF) 	01/05 →	18	726	360	811613K000	CT2610



TERRACAN






TERRACAN (HP) 	11/01 → 12/06	18	540	480	81760-H1500	CZ2006
--	---------------	----	-----	-----	-------------	---------------

TRAJET



TRAJET (FO) 	03/00 →	21	570	650	817713A001, 817713A00	DT2038
--	---------	----	-----	-----	-----------------------	---------------

TUCSON


TUCSON (JM) 	08/04 → 2010	18	385	140	871702E020	CT1239
TUCSON (JM) 	08/04 → 2010	18	515	585	817712E000	CT2133






 <p>Make - Model - Type Application</p>	 <p>Production Period</p>	 <p>DØ L F1</p>	 <p>OEM Ref.</p>	 <p>Order Ref.</p>
---	---	--	--	--

VELOSTER

<p>VELOSTER (FS)</p> 	<p>03/11 →</p>	<p>18</p>	<p>402</p>	<p>560</p>	<p>817712V000, 817712V010</p>	<p>CT1266</p>
<p>VELOSTER (FS)</p> 	<p>10/12 →</p>	<p>18</p>	<p>737</p>	<p>130</p>	<p>811612V000, 811712V000</p>	<p>CT2620</p>


XG

<p>XG (XG)</p> 	<p>12/98 → 05</p>	<p>18</p>	<p>345</p>	<p>510</p>	<p>8177138500, 8177139501</p>	<p>CT1190</p>
--	-------------------	-----------	------------	------------	-----------------------------------	----------------------


 <p>Make - Model - Type Application</p>	 <p>Production Period</p>	 <p>DØ L F1</p>	 <p>OEM Ref.</p>	 <p>Order Ref.</p>
---	---	--	--	--


INNOCENTI

ELBA


<p>ELBA</p> 	<p>92 → 96</p>	<p>18</p>	<p>527</p>	<p>520</p>	<p>7516691</p>	<p>CT2185</p>
---	----------------	-----------	------------	------------	----------------	----------------------






MILLE





<p>MILLE</p> 	<p>→ 94</p>	<p>18</p>	<p>568</p>	<p>280</p>	<p>7636049</p>	<p>CT2329</p>
--	-------------	-----------	------------	------------	----------------	----------------------

















<p>MILLE</p> 	<p>→ 94</p>	<p>18</p>	<p>570</p>	<p>280</p>	<p>7636049</p>	<p>CT2347</p>
--	-------------	-----------	------------	------------	----------------	----------------------






MINI

<p>MINI 90 / 120 SERIE I</p> 	<p>74 → 82</p>	<p>18</p>	<p>520</p>	<p>230</p>	<p>53471007</p>	<p>CT2152</p>
--	----------------	-----------	------------	------------	-----------------	----------------------

 <p>Make - Model - Type Application</p>	 <p>Production Period</p>	 <p>DØ L FI</p>	 <p>OEM Ref.</p>	 <p>Order Ref.</p>
---	---	--	--	--






<p>IŽ</p> <p>2126</p>						
<p>2126</p> 	<p>→ 93</p>	<p>18</p>	<p>450</p>	<p>340</p>	<p>21086308015</p>	<p>CT1377</p>
<p>2126</p> 	<p>→ 93</p>	<p>18</p>	<p>450</p>	<p>340</p>	<p>21086308010</p>	<p>CT1377</p>
<p>2717</p>						
<p>2717</p> 		<p>18</p>	<p>450</p>	<p>340</p>	<p>21086308015</p>	<p>CT1377</p>
<p>2717</p> 		<p>18</p>	<p>450</p>	<p>340</p>	<p>21086308010</p>	<p>CT1377</p>

 Make - Model - Type Application	 Production Period	 DØ L F1			 OEM Ref.	 Order Ref.
JAGUAR						
S-TYPE						
S-TYPE (CCX) 	01/99 → 2008	18	495	250	XR847319, XR-8316C826AA, XR82401	CT1530
X-TYPE						
X-TYPE (CF1) 	06/01 → 2009	18	300	460	1X43F406A10AB, C2S1687	CT1135
X-TYPE (X400) 	03/02 → 11/09	18	390	360	1X4316C826AC	CT1247
X-TYPE ESTATE 	11/03 → 12/09	18	535	455	4X43N406A10AC	CT2216
XF						
XF (J05, CC9) 	03/08 →	18	348	375	8X23406A42AD, 8X23406A42AC	CT1193
XF (J05, CC9), XF Sportbrake 	06/08 →	18	450	400	8X2316C826AC	CT1391
XJ						
XJ (X35) 	10/09 →	18	587	75	AW936342700AB	CT2406
XJ (X35, J12, J24) 	10/09 →	18	603	310	AW9316C826AC, C2D3661	CT2464
XJ (X350, X358) 	05/03 → 03/09	18	344	370	C2C2895, 2W9316C826AB	CT1185
XJ (X350, X358) 	05/03 → 03/09	18	396	510	C2C38869, 2W93F406A10AF	CT1253
XK						
XK 8 Coupe (X100) 	02/98 → 07/05	18	670	140	HJA2500AB	CT2557





 Make - Model - Type Application	 Production Period	 DØ L FI	 OEM Ref.	 Order Ref.
--	--	---	---	---

JEEP



CHEROKEE

CHEROKEE  <small>*new version, from cylinder side use old spring bracket</small>	97 → 2001	21	545	750		DT2019
CHEROKEE (KJ) 	09/01 → 04/08	15	436	300	55360411AB, 55360411AC	BT1033
CHEROKEE (KJ) 	09/01 → 04/08	18	451	155	55360171AD, 55360171AC, 55360171AA	CT1392
CHEROKEE (KJ) 	09/01 → 01/08	18	436	300	55360411AB, 55360411AC	CT1334
CHEROKEE (KK) 	05/08 → 2012	21	551	680	57010181AC, 57010181AB	DT2025


COMMANDER






COMMANDER (XK) 	09/05 → 12/10	18	409	180	55369333AB, 55369333AD	CT1288
COMMANDER (XK)  <small>*from year production 01/08</small>	01/08 → 12/10	21	653	630	68055222AA, 68059111AA, 55369303AA	DT2063
COMMANDER (XK)  <small>*to year production 12/07</small>	09/05 → 12/07	21	653	695	55396620AB, 55396620AA, 55396620AC	DT2064
COMMANDER (XK, XH) 	09/05 → 12/10	18	270	460	55396526AB	CT1053










COMPASS

COMPASS (MK49) 	08/06 →	18	527	610	5115226AB, 05109514AB	CT2183
COMPASS (MK49) 	08/06 →	18	527	535	05109514AB, 5109514AB	CT2184



GRAND






GRAND CHEROKEE I (ZJ, ZG) 	10/95 → 04/99	21	473	872	G0004857, 55074783, 55075705AB	DZ1001
--	---------------	----	-----	-----	-----------------------------------	---------------

						
Make - Model - Type Application	Production Period	DØ	L	FI	OEM Ref.	Order Ref.



GRAND CHEROKEE II  *(WJ, WG)	10/98 → 09/04	18	285	460	55352896AB, 55136764AA, 55352897AB	CT1094
GRAND CHEROKEE II (WJ, WG) 	04/99 → 09/05	21	429	838	55137022AB, 55137023AB, 55137022AC	DT1032
GRAND CHEROKEE III 	06/05 →	15	346	340	55394472AA	BT1022
GRAND CHEROKEE III 	06/05 →	18	380	200	68025357AA	CT1235
GRAND CHEROKEE III 	06/05 → 2010	18	505	585	68025359AA	CT2071
GRAND CHEROKEE IV 	11/10 →	15	442	160	68083884AA, 68083885AA	BT1035
GRAND CHEROKEE IV  *with automatic opening	11/10 →	21	739	850	68079364AC	DT2086
GRAND CHEROKEE IV  *without automatic opening	11/10 →	21	739	700	55113632AA	DT2087
GRAND CHEROKEE IV (WK, WK2) 	01/11 →	18	568	245	55113748AA	CT2326

PATRIOT








PATRIOT (MK74)  *without loudspeaker	01/08 →	18	426	565	5054353AB	CT1317
PATRIOT (MK74)  *with loudspeaker	01/08 →	18	426	640	5116369AB	CT1318

						
Make - Model - Type Application	Production Period	DØ	L	F1	OEM Ref.	Order Ref.


KIA**CARENS**






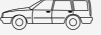





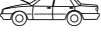



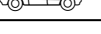
CARENS II (FJ) 	07/02 → 08/06	18	515	490	OK2FB62620, OK2FB62620A, OK2FB63620B, OK2FB62620B, OK2FB63620, OK2F- B63620A	CT2124
CARENS III (UN) 	09/06 →	21	569	590	817701D010, 817801D010	DT2037






CARNIVAL



CARNIVAL GRAND CARNIVAL III (VQ) 	09/05 →	18	340	430	811614D000	CT1181
CARNIVAL (FL) 	07/02 → 09/05	18	395	440	OK53Y56620, OK53Z56630B, OK53Z56620, OK53Y56630, OK53Z56620A, OK53Z56630, OK53Z56630A, OK53Z56620B	CT1248
CARNIVAL (FL) 	07/02 → 09/05	21	736	725	OK53Z62620, OK53Y62620, OK53Z63620A, OK53Y63620, OK53Z63620, OK53Z62620A	DT2085
CARNIVAL / GRAND CARNIVAL III (VQ) 	01/10 →	21	640	740	81771-4D000, 81781- 4D000	DT2058
CARNIVAL / GRAND CARNIVAL III (VQ) 	01/10 →	21	640	820	817714D010, 817814D010	DT2059
CARNIVAL I (UP) 	01/99 → 09/07	18	397	440	OK53Y-56-620, OK53Z-56-620A, OK53Y-56-630	CT1254
CARNIVAL III 	09/06 →	21	640	740	817714D000, 817814D000	DT2058

CEE`D



CEE`D II 	05/12 →	18	408	470	81780A2000, 81770A2000	CT1286
---	---------	----	-----	-----	---------------------------	---------------

 Make - Model - Type Application	 Production Period	 DØ L FI			 OEM Ref.	 Order Ref.
CEE'D SPORTWAGON 	09/12 →	18	445	640	81780A2200, 81770A2200	CT1364
CEE'D						
CEE'D (ED) 	09/07 →	21	391	800	817701H510, 817801H510	DT1027
CEE'D (ED) 	12/06 →	18	405	480	817801H010, 817701H010	CT1272
CERATO						
CERATO 	03/04 → 2008	18	515	400	817702F210, 817802F210	CT2125
CLARUS						
CLARUS (K9A) 	07/96 → 11/01	18	602	150	OK9A0-56860, OK9B1-56850, OK9A0-56860	CZ2022
MAGENTIS						
MAGENTIS (GD) 	05/01 →	18	300	550	817713C010	CT1130
MAGENTIS (GD, MS) 	05/01 →	18	500	440	81161-3C501, 81161- 3C500, 81161-3C510	CT2035
OPRIUS						
OPRIUS (GH) 	09/03 → /04/10	18	335	560	817713F000	CT1178
OPRIUS (GH) 	10/03 → /04/10	18	532	330	811613F000	CT2201
OPTIMA						
OPTIMA 	03/12 →	18	680	320	811612T000, 81161- 3C501	CT2577
PICANTO						
PICANTO (BC/SA) 	04/04 → 2011	18	480	335	8177007000, 8178007000	CT1472




				
Make - Model - Type Application	Production Period	DØ L FI	OEM Ref.	Order Ref.

PICANTO (SA) 	09/07 →	18	480	335	81770-07000, 81780-07000	CT1472
PICANTO (TA) 	05/11 →	18	370	480	817701Y000, 817701Y010	CT1220



PRO

PRO CEE'D (ED) 	02/08 → 02/13	18	485	420	817701H310	CT1492
PRO CEE'D II 	03/13 →	18	433	395	81780A2700, 81770A2700	CT1328


RIO






RIO (BN/TC) 	03/05 →	18	490	380	817801G000, 817701G000	CT1510
RIO III (UB) 	09/11 →	18	487	320	817801W200, 817801W201	CT1501
RIO KOMBI (DC) 	08/00 → 02/05	18	565	360	0K34C62620D, 0K34C63620D	CT2316







SEDONA

SEDONA (FL) 	07/02 → 09/05	18	395	440	0K53Y56620, 0K53Z56630B, 0K53Z56620, 0K53Y56630, 0K53Z56620A, 0K53Z56630, 0K53Z56630A, 0K53Z56630A, 0K53Z56620B	CT1248
SEDONA (FL) 	07/02 → 09/05	21	736	725	0K53Z62620, 0K53Y62620, 0K53Z63620A, 0K53Y63620, 0K53Z63620, 0K53Z62620A	DT2085


SORENTO

SORENTO (FY/GB/FI/BL) 	08/02 → 2009	15	362	100	871703E000, 871803E000, 871803E010, 871703E010	BT1024
--	--------------	----	-----	-----	---	---------------




 Make - Model - Type Application	 Production Period	 DØ	L	FI	 OEM Ref.	 Order Ref.
--	--	--	---	----	---	---

SORENTO (FY/GB/FI/BL) 	08/02 → 2009	18	545	620	817813E011, 817713E020, 817713E011, 817813E020	CT2253
SORENTO (FY/GB/FI/BL) 	08/02 → 2009	18	565	290	811813E010, 811813E000, 811813E011	CT2318
SORENTO II (XM) 	11/09 →	18	324	340	811602P500	CT1167
SORENTO II (XM) 	11/09 →	18	465	285	811602P000, 811702P000	CT1427
SORENTO II (XM) 	11/09 →	18	480	600	817802P000	CT1474
SORENTO II (XM) 	11/09 →	18	500	625	817802P500, 817702P500	CT2053



SOUL






SOUL (AM) 	02/09 →	18	454	330	817702K000, 817802K000	CT1400
--	---------	----	-----	-----	---------------------------	---------------

SPORTAGE


SPORTAGE (JE) 	09/04 → 2010	18	568	550	OK01H62610E	CT2330
SPORTAGE (JE_, KM_) 	09/04 →	18	480	135	90460-6W560, 90460-1W301	CT1471
SPORTAGE (SL) 	07/10 →	18	455	570	817703W000, 817803W000	CT1403

VENGA


VENGA (YN) 	02/10 →	18	486	500	817701P000, 817801P000	CT1499
VENGA (YN) 	01/95 → 10/97	18	780	190	OK2BB-62620B	CZ2029

				
Make - Model - Type Application	Production Period	DØ L FI	OEM Ref.	Order Ref.



LADA**2104**

2104 	84 → 05	18	450	260	21216308010	CT1376
---	---------	----	-----	-----	-------------	---------------




2107

2107 	82 → 05	18	450	340	21216308010	CT1377
---	---------	----	-----	-----	-------------	---------------





2110

2110 	→ 96	18	450	260	21216308015	CT1376
2110 	→ 96	18	450	260	21216308010	CT1376



















2111






2111 	→ 97	18	450	260	21216308015	CT1376
2111 	→ 97	18	450	260	21216308010	CT1376
2111 	→ 97	18	603	430	21118231010	CT2461

2112

2112 	01/05 → 12/11	18	414	240	21216308015, 212106308015	CT1296
2112 	→ 99	18	450	260	21216308015	CT1376
2112 	→ 99	18	450	260	21128231010	CT1376
2112 	→ 99	18	450	260	21216308010	CT1376


















KALINA







 Make - Model - Type Application	 Production Period	 DØ L FI			 OEM Ref.	 Order Ref.
KALINA HATCHBACK (1119) 	10/04 →	18	600	340	11198231010, 111908231015, 11198231015, 11190823101500	CT2445
KALINA KOMBI (1117) 	10/04 →	18	450	380	21120823101000, 21120823101500	CT1385
KALINA SEDAN (1118) 	10/04 →	18	305	412	11188231015, 11180823101500	CT1137
NADIEŻDA						
NADIEŻDA 2120 	→ 99	18	603	430	21118231015	CT2461
NIVA						
NIVA 	→ 94	18	450	340	21086308010	CT1377
NIVA 2121, 21211, 21212 	77 → 94	18	450	260	21216308015	CT1376
NIVA 21213, 21214, 21215, 21216, 21217 	94 →	18	450	340	212136308010, 21086308010	CT1377
NIVA 2131 	94 →	18	450	340	212136308010, 21086308010	CT1377
NIVA 2R281 	→ 94	18	450	340	21086308015	CT1377
OKA						
OKA 1111 	→ 90	18	450	340	21086308015	CT1377
OKA 1111 	1990 → 2008	18	450	340	21086308010	CT1377
PRIORA						
PRIORA HATCHBACK (2172) 	12/08 →	18	450	270	217208231015, 21720823101500	CT1388
PRIORA KOMBI (2171) 	10/09 →	18	600	430	, 111908231015, 11190823101500	CT2448



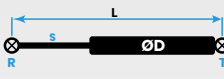


				
Make - Model - Type Application	Production Period	DØ L F1	OEM Ref.	Order Ref.

SAMARA

SAMARA 2108 	84 → 03	18	450	340	21086308015	CT1377
SAMARA 2108 	1984 → 2003	18	450	340	21086308010	CT1377
SAMARA 2109 	88 → 04	18	450	340	21086308015	CT1377
SAMARA 2109 	1988 → 2004	18	450	340	21086308010	CT1377
SAMARA II 2113 	2001 → 2010	18	450	340	21086308010	CT1377
SAMARA II 2114 	01 →	18	450	340	21086308015	CT1377
SAMARA II 2114 	2001 → 2010	18	450	340	21086308010	CT1377
SAMARA II 21R28 	00 →	18	450	340	21086308015	CT1377





 Make - Model - Type Application	 Production Period	 DØ L FI			 OEM Ref.	 Order Ref.
LANCIA						
DEDRA						
DEDRA (835) 	01/89 → 07/99	18	268	450	82437256	CT1052
DEDRA SW (835) 	10/94 → 07/99	18	525	390	46725028	CT2173
DELTA						
DELTA I (831) 	09/79 → 05/93	18	505	430	82336687	CT2068
DELTA II (836) 	05/93 → 08/99	21	364	800	82473205	DT1024
DELTA II (836) 	05/93 → 08/99	18	365	620	46433702	CT1212
DELTA III (844) 	09/08 →	18	644	300	51809199	CT2522
KAPPA						
KAPPA (838) 	08/94 → 10/01	18	575	440	82486283	CT2364
KAPPA (838A) 	08/94 → 10/01	18	280	500	46429507	CT1082
KAPPA SW (838B) 	07/96 → 10/01	18	568	410	46309135	CT2328
LYBRA						
LYBRA (839) 	07/99 →	18	400	280	46763101	CT1261
LYBRA (839AX) 	07/99 →	18	294	380	46428438	CT1117
LYBRA (839BX) 	07/99 →	18	385	560	46453835	CT1238

 Make - Model - Type Application	 Production Period	 DØ	L	FI	 OEM Ref.	 Order Ref.
MUSA						
MUSA 	10/04 → 2012	18	334	510	51705073	CT1175
MUSA (184) 	10/04 →	18	470	480	46830389	CT1439
PHEDRA						
PHEDRA (179) 	08/02 →	18	631	440	1489342080	CT2508
PRISMA						
PRISMA (831) 	03/83 → 06/89	18	330	340	82380453	CT1170
Y10						
Y10 (156) 	03/85 → 12/95	18	603	160	7703325, 5970097, 60617400	CT2465
Y11						
Y11 (840A) 	04/95 →	18	485	320	7792951	CT1497
YPSILON						
YPSILON 	10/03 → 2010	18	480	420	46817935	CT1475
YPSILON (312_) 	05/11 →	18	563	280	51833625, 518336250	CT2309
Z						
Z (ZETA) (220) 	11/95 → 08/02	18	610	560	9630698380	CT2480
Z (ZETA) (220) 	06/94 → 11/95	18	628	570	1479303080, 9618278480	CT2502
ZETA						
ZETA (22_) 	09/99 → 09/02	18	610	600	8731.C1	CT2477




				
Make - Model - Type Application	Production Period	DØ L F1	OEM Ref.	Order Ref.

LAND ROVER







DISCOVERY






DISCOVERY III (L319) 	02/05 → 09/09	18	482	480	BHE780060, LR009158, 8H22- 406A10-BA	CT1476
DISCOVERY III (L319) 	07/04 → 09/09	18	405	230	8H22-16E610-AA, LR009106, 5H22 16E610-AA	CT1273
DISCOVERY III (TAA) 	07/04 →	15	400	230	32030483, 5H2216E- 610AA, BKK780010	BT1029
DISCOVERY III (TAA) 	07/04 →	18	480	480	32031392, BHE780012, 5H22406A10BA	CT1469









FREELANDER



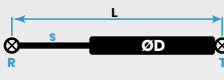


FREELANDER (L314) 	04/98 → 10/06	18	676	160	ASR1958	CT2567
FREELANDER 2 (FA) 	10/06 →	18	320	410	LR001773, 6H5216C826BD	CT1162
FREELANDER 2 (FA) 	10/06 →	18	538	510	LR002104, 6H52406A- 10AF	CT2220

RANGE ROVER

RANGE ROVER CLASSIC C 	07/70 → 86	18	498	225	MXC7833	CT1541
RANGE ROVER EVOQUE (L538) 	06/15 →	18	315	430	LR025400, BJ- 3216C826AA	CT1156
RANGE ROVER EVOQUE (LV) 	06/11 →	18	630	480	LR025379, BJ32406A- 10AB	CT2503
RANGE ROVER II (LP) 	07/94 → 07/02	18	405	300	ALR1050	CT1281
RANGE ROVER II (LP) 	09/94 → 03/02	18	622	310	ALR5884	CT2491
*without locking						
RANGE ROVER III (LM) 	03/02 →	18	291	410	BKK760010, XH4216E- 610AA	CT1109

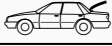

 Make - Model - Type Application	 Production Period				 OEM Ref.	 Order Ref.
--	--	--	--	--	---	---

RANGE ROVER III (LM) 	03/02 →	18	516	580	32028398, XH42406A10AA, BHE760020	CT2138
RANGE ROVER IV (LG) 	08/12 →	18	580	620	CPLA406A10AA	CT2377
RANGE ROVER IV (LG), RANGE ROVER SPORT 	08/12 →	18	325	380	LR049207, CK- 5216C826AC	CT1168
RANGE ROVER SPORT 	02/05 → 2012	18	535	360	BHE79044, 5H32402A- 68AB, BHE790020, BHE790030	CT2214
RANGE ROVER SPORT  <small>*up to chassis 6A940841</small>	02/05 → 2012	21	640	740	6H32406A10AB	DT2060
RANGE ROVER SPORT  <small>*from chassis 6A940842</small>	02/05 → 2012	21	655	770	BHE790050, BHE790053	DT2065
RANGE ROVER SPORT (L320) 	09/09 → 03/13	21	660	800	LR029320, BHE790044, BHE790070	DT2067
RANGE ROVER SPORT (LS) 	02/05 →	15	400	230	32030482, BKK780010, 5H2216E- 610AA	BT1029
RANGE ROVER SPORT (LS) 	04/13 →	18	684	505	LR044158, DPLA406A- 10AA, DP- LA406A- 10AB	CT2579



				
Make - Model - Type Application	Production Period	DØ L FI	OEM Ref.	Order Ref.

LEXUS


GS






GS (GWS, GRS, UZS) 	04/05 → 2012	18	314	485	645300W091, 645300W090	CT1152
GS (GWS, GRS, UZS) 	04/05 → 2012	18	516	160	534400W090, 534500W071, 534400W091, 534500W070	CT2136

IS

IS I (GXE10) 	04/99 → 2005	18	456	185	534400W101, 534500W080, 534500W081, 534400W100	CT1405
IS II (XE2, SE2) 	10/05 →	18	456	185	534400W101, 534500W080, 534500W081, 534400W100	CT1405


RX

RX 	12/08 →	18	513	200	534500W170, 534400W200	CT2116
---	---------	----	-----	-----	---------------------------	---------------




				
Make - Model - Type Application	Production Period	DØ L Ff	OEM Ref.	Order Ref.

MAZDA





121

121 (JASM, JBSM) 	03/96 →	18	575	310	96FBB406A10BA	CT2360
---	---------	----	-----	-----	---------------	---------------




2










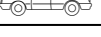
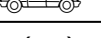
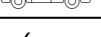

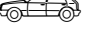
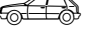
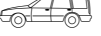
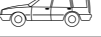

2 (B2W) 	04/03 → 2007	18	565	500	DD1062620, DD1063620	CT2311
2 (DE) 	06/07 →	18	515	335	D65162620	CT2118
2 (DE_, DH_) 	10/07 → 06/15	18	513	335	D65163620A, D65162620A, D651- 62-620	CT2110



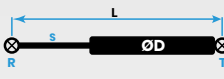










3



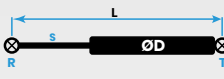


3 (BK12) 	10/03 → 2009	18	252	425	BN8W56930, BN8W56930B	CT1031
3 (BK14) 	10/03 → 2009	18	540	390	BP- 4K63620D, BP4K62620D, BP- 4K63620F, BP- 4K62620F	CT2223
3 (BL) 	06/09 →	18	280	395	BBM456930A	CT1075
3 (BL) 	06/09 →	18	280	440	BBP356930A	CT1076

323

323 III (BF)  *right side	07/85 → 09/89	18	667	375	B1287F26	CT2548
323 VI (BJ)  *left side	09/98 → 05/04	21	587	340	B28C63620C	DZ2003
323 VI (BJ)  *right side	09/98 → 05/04	21	587	340	B28C62620B	DZ2003

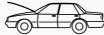
 Make - Model - Type Application	 Production Period	 DØ L FI			 OEM Ref.	 Order Ref.
5						
5 (CW) 	09/10 →	21	506	720	C51363620A, C51362620A	DT2005
6						
6 	08/07 →	18	275	420	GS1D56930C	CT1061
6 (GG) 	06/02 →	18	287	450	GJ6E56930, GJ6A56930	CT1099
6 (GG, GY) 	08/02 →	18	580	510	GJ6J62620, GJ6J63620	CT2372
6 (GG, GY) SW 	07/02 → 2007	18	515	490	G21B62620A, G21B63620A	CT2121
6 (GH) 	08/07 →	21	496	635	GS1M63620C	DT1053
6 (GH) 	02/08 →	21	515	610	GS2A63620C	DT2008
6 (GJ, GH) 	12/12 →	18	507	620	GHP962620, GHP963620	CT2078
626						
626 V (GF)  *left side	05/97 → 10/02	21	610	570	GE4V63620D	DZ2004
626 V (GF)  *right side	05/97 → 10/02	21	610	570	GE4V62620D	DZ2004
626 V Station Wagon (GW) 	04/98 → 10/02	18	585	500	G14S63620, G14S63620B, G14S63620D	CZ2017
626 V Station Wagon (GW) 	02/98 → 10/02	18	586	500	G14S62620E, G14S62620, G14D6260C	CZ2018
CX-9						
CX-9 (TB)  *easyclose	01/08 →	18	440	775	8710NP000001, TD1262620D, TD1263620D	CT1345

 Make - Model - Type Application	 Production Period				 OEM Ref.	 Order Ref.
CX-9 (TB)  <small>*without easyclose</small>	01/08 →	18	440	705	8710NP000002, TD1163620D, TD1162620D	CT1346
MPV						
MPV II (LW) 	09/99 → 08/00	21	619	660	LC6263620B, LC6263620C, LC6263620A	DZ2005
MX-5						
MX-5 III (MC) 	03/05 →	18	240	165	NF8056930B, NF7956930B	CT1025
MX-5 III (NC) 	03/05 → 12/14	18	247	185	NE5256930	CT1029
PREMACY						
PREMACY (CP) 	07/99 → 03/05	21	500	500	C100-63-620B, C100- 63-620, C100-63- 620C	DZ2001
RX-8						
RX-8 (SE17) 	10/03 →	18	232	305	FE1556930C	CT1017
TRIBUTE						
TRIBUTE (EP) 	03/00 → 05/08	18	455	200	EC01636B0D, 4095842, EC- 01626B0C, EC- 01636B0C, YL- 847842105BC	CT1404
TRIBUTE (EP) 	03/00 → 05/08	21	555	585	ECO162620D, 4551620, YL- 8Z78406A11BA, EC0162620F, EC0163620D, 4770700, 5T2478406A11BA	DT2027






				
Make - Model - Type Application	Production Period	DØ L FI	OEM Ref.	Order Ref.

MERCEDES - BENZ





190

190 / 190E (W201) 	10/82 → 08/93	18	788	280	0009802464, 0009802564, 0009803764	CZ2030
--	---------------	----	-----	-----	--	---------------


A






A (W168) 	07/97 →	18	540	370	1689800164, 1689800964	CT2225
A (W168) 	02/01 →	18	540	400	1689801164	CT2226
A (W168)  *5	07/97 →	18	540	400	1689801264	CT2226
A (W169) 	09/04 →	18	497	430	1697400345	CT1533
A - CLASS (W176) 	06/12 →	18	527	390	1769800364, 1769800164, 1769800264	CT2182











B

B (W245) 	03/05 →	21	547	460	1699800864, 1699800964	DT2021
B - CLASS (W246)  *left side, right side	11/11 →	18	520	540	Q1A2469800564, Q1A2469800264	CT2144
B - SERIES (W245) 	03/05 → 11/11	18	543	460	169 980 08 64, 169 980 07 64, 169 980 09 64	CT2238
B - SERIES (W246, W242) 	05/13 → 12/18	18	520	540	A 246 980 01 64, 246 980 01 64	CT2145



C






C (CL203) 	03/01 → 2006	18	582	460	2039800164	CT2381
--	--------------	----	-----	-----	------------	---------------

						
Make - Model - Type Application	Production Period	DØ	L	F1	OEM Ref.	Order Ref.



C (S202) 	03/96 → 03/01	18	484	450	2029800364	CT1482
C (S203) 	03/01 →	18	512	470	2037400045	CT2107
C (S204) 	08/07 →	18	475	510	2047400145	CT1457
C (W203) (S203) (CL203)  <small>*left side</small>	05/00 →	18	535	280	2038800429	CZ2005
C (W203) (S203) (CL203)  <small>*right side</small>	05/00 →	18	570	280	2038800029	CZ2012
C (W204) (S204) 	01/07 →	18	650	350	2049800064	CT2533
C - CLASS (W204, S204, W205), CLS (C218), E - CLASS (W212, S212, C207, A207) 	03/11 →	18	648	290	2048800029	CT2525
C - CLASS T-MODEL (S204), E T-MODEL (S212)  <small>*without automatic opening</small>	08/07 → 2014	18	479	580	A2127400045, A2049802264, A2049801164	CT1466
C - SERIES (W203) 	10/00 → 05/02	18	525	280	2038800429	CT2172
C - SERIES (W204) 	01/07 → 01/14	18	650	350	2048800029, 2049802164, 2079801264	CT2534
C - SERIES Coupe (CL203) 	05/02 → 05/08	18	582	460	2039800164	CT2381

CITAN











CITAN (415) 	11/12 →	18	390	300	4159800164, A4159800164	CT1244
CITAN Kombi (415) 	11/12 →	18	390	300	4159800164, A4159800164	CT1244

				
Make - Model - Type Application	Production Period	DØ L F1	OEM Ref.	Order Ref.


CLK






CLK (A208) 	03/98 → 03/02	18	365	500	A2087500136	CT1211
CLK (A208) (C208) 	06/97	18	450	490	2088800029	CT1381

E



E (S210) 	06/96 → 03/03	27	325	1400	19808064	FT1006
E (S210) 	06/96 → 03/02	27	325	1400	19808064	FT1006
E (W210) (S210) 	05/95 → 03/03	18	460	535	2108800229	CT1415
E (W211) (S211) 	03/02 →	18	675	260	2118800029	CT2566
E - SERIES (W212) 	01/07 → 12/15	18	650	350	2048800029, 2079800564, 2049801364	CT2534
E - SERIES (W212) 	03/11 → 12/15	18	650	350	2048800029, 2049802164, 2079801264	CT2534
E - SERIES T-Model (S210) 	06/97 → 03/03	27	325	1400	0019808064, 0009800464, 00 980 04 64	FT1007
E - SERIES T-Model (S212) 	11/09 → 12/16	18	479	580	204 980 11 64, A 204 980 11 64, 212 740 00 45	CT1466
E Cabrio (A124) 	06/93 → 03/98	15	289	350	A1247500036	BT1012
E T-MODEL (SG211)  *with automatic opening	03/03 →	21	347	1300	G2119800364, G2119800464, AG2119800464	DT1023

G





G - CLASS (W461, W463) 	02/90 →	18	810	280	0009808164, A0009808164	CT2631
---	---------	----	-----	-----	----------------------------	---------------

				
Make - Model - Type Application	Production Period	DØ L FI	OEM Ref.	Order Ref.






GL




















GL - CLASS (X164)  *right side	09/06 →	18	532	355	1649800364	CZ2003
GL - CLASS (X164)  *left side	09/06 →	18	568	355	1649800464	CZ2011



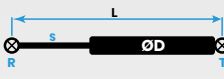


GLK







GLK (X204)  *without automatic opening	06/08 →	18	505	515	A2049801564	CT2069
GLK (X204)  *with automatic opening	06/08 →	18	505	485	A2049800764	CT2070
GLK - CLASS (X204)  *right side	06/08 →	18	587	300	2049800564, A2049800564, A2049801064	CZ2019
GLK - CLASS (X204)  *left side	06/08 →	18	610	300	2049800564, A2049800564	CZ2023

M








M (W164) 	07/05 →	18	533	330	1648800029	CZ2004
M (W164)  *without remote controll	07/05 →	21	560	725	1647400145	DT2032
M (W164) 	07/05 →	18	570	330	1648800129	CZ2013
M - CLASS (W163) 	02/98 → 06/05	21	235	850	1638800029	DT1004
M - CLASS (W163) 	02/98 → 06/05	18	640	510	1637400345	CT2520






 Make - Model - Type Application	 Production Period	 DØ L FI			 OEM Ref.	 Order Ref.
M - CLASS (W166)  *left side	06/11 →	18	618	250	1666802464	CT2488
M - CLASS (W166) 	06/11 →	18	628	570	A1669801964, A1669802064	CT2501
M - SERIES (W166) 	06/11 → 12/15	18	600	200	1666802364, 1666802464	CT2446
M - SERIES (W166) 	06/11 → 12/15	18	618	270	1666802364	CT2490
R						
R (W251, V251) 	01/06 →	27	312	1450	2517400045	FT1004
R (W251, V251) L 	01/06 →	18	394	400	2518800129	CZ1007
R (W251, V251) R 	01/06 →	18	453	400	2518800229	CZ1011
S						
S (W220) 	10/98 → 08/05	18	397	295	2207500136	CT1255
S (W220) 	10/98 → 08/05	18	580	230	2208800329, A2208800329	CT2378
S (W221) 	10/05 →	15	297	240	2217500236	BT1013
S (W221) 	12/05 →	18	301	730	2218800329	CZ1003
S - CLASS (C215) 	03/99 → 03/06	18	687	270	2158800029	CT2584
S - CLASS (W220) 	10/98 → 08/05	18	580	230	2208800329, A2208800329	CT2378
SL						
SL (R129) 	03/89 → 10/01	15	242	325	A1299800664	BT1007

						
Make - Model - Type Application	Production Period	DØ	L	FI	OEM Ref.	Order Ref.





SL (R230) 	10/01 → 2006	18	324	700	2308800029	CT1165
SL (R230) 	03/06 → 01/12	18	324	795	A2309800364, 2308800329	CT1166
SL (R230)  <small>*from chassis F 109966 without remote controll</small>	10/01 → 2006	18	414	530	2309800164	CT1301
SL (R230)  <small>*from chassis F 109966 with remote controll</small>	10/01 → 2006	18	418	490	2309800264	CT1307
SL (R230)  <small>*up to chassis F 122820</small>	10/01 → 2006	18	333	650	2307500036	CT1173
SL (R231) 	01/12 →	18	411	635	A2319800364	CT1293

SLK


SLK (R170) 	04/96 → 04/04	18	350	440	1707500036	CT1196
SLK (R170) 	09/96 → 04/04	21	874	260	1708800229	DZ2007
SLK (R171) 	03/04 →	18	283	560	1717500036	CT1088
SLK (R171)  <small>*left side</small>	03/04 →	18	674	300	1718800129	CT2562
SLK (R171)  <small>*right side</small>	03/04 →	18	674	330	1719800164	CT2563
SLK (R172) 	02/11 →	18	409	400	1729800264, A1729800264	CT1290
SLK (R172) 	03/11 →	18	676	255	1729800064	CT2568

						
Make - Model - Type Application	Production Period	DØ	L	FI	OEM Ref.	Order Ref.



V

V (W638) 	02/96 →	26	772	630	6389800364	ET2010
V (W638) 	02/96 →	26	775	630	6389800364	ET2011
V (W638) 	02/96 →	26	775	530	6389800464	ET2012
V (W638) 	02/96 →	26	775	530	6389800464	ET2012






VANEO






VANEO (V414) 	02/02 →	18	695	640	4149800064	CT2589
---	---------	----	-----	-----	------------	---------------

VIANO

VIANO (W639) 	09/03 →	21	667	755	6399800364	DT2071
VIANO (W639) 	07/05 →	21	665	755	639 980 03 64, 639 980 01 64	DT2070

VITO


VITO  <small>*without window</small>	09/03 →	26	667	650	6399800064	ET2001
VITO (638) 	02/96 → 07/03	18	205	700	3000620, 9198745	CZ1001
VITO (638) 	02/96 →	26	772	630	6389800364	ET2010
VITO (638) 	02/96 →	26	775	530	6389800464	ET2012
VITO (W639) 	09/03 →	26	667	755	6399800364	ET2002

						
Make - Model - Type Application	Production Period	DØ	L	F1	OEM Ref.	Order Ref.


**MG
METRO**


METRO 	→ 80	18	542	300	AFPI282	CT2234
--	------	----	-----	-----	---------	---------------

ZR


ZR 	06/01 →	18	600	360	BHE45001, BHE450030	CT2435
---	---------	----	-----	-----	------------------------	---------------


ZS

ZS 	07/01 →	18	515	445	BHE140010	CT2119
--	---------	----	-----	-----	-----------	---------------


ZS 	07/01 →	18	515	490	BHE140020	CT2120
---	---------	----	-----	-----	-----------	---------------


ZT
















ZT 	06/01 →	18	314	370	BMH500010	CT1149
---	---------	----	-----	-----	-----------	---------------






ZT / ZT-Tourer 	01 → 05	18	338	420	BKK500010	CT1179
---	---------	----	-----	-----	-----------	---------------

ZT-T



ZT-T 	10/01 →	18	398	180	BHE500070	CT1256
---	---------	----	-----	-----	-----------	---------------

ZT-T 	10/01 →	18	565	560	BHE500050	CT2312
---	---------	----	-----	-----	-----------	---------------



 Make - Model - Type Application	 Production Period	 DØ	L	FI	 OEM Ref.	 Order Ref.
MINI						
CLUBMAN						
CLUBMAN (R55)  <small>*tailgate</small>	10/07 →	18	386	160	51247167442	CT1241
COUNTRYMAN						
COUNTRYMAN (R60) 	06/10 →	18	294	510	51239802054	CT1116
COUNTRYMAN (R60) 	06/10 →	18	495	460	51249801386	CT1522
COUPE						
COUPE (R58) 	09/11 →	18	436	710	51242758742	CT1335
MINI						
MINI (R50, R53) 	06/01 → 07/08	18	577	270	717502, 3132706448500, A5123706448502	CT2368
MINI (R56) 	03/10 → 11/13	18	240	700	41626801258, 51237148864	CT1024
MINI / CLUBMAN / CABRIO (R55, R56, R57) 	10/06 →	18	240	700	51237148864	CT1024
MINI R56 	10/06 → 11/13	18	495	370	5124, 41626801258	CT1525
ONE						
ONE / COOPER 	06/01 →	18	497	330	41626801258	CT1537
ONE / COOPER / WORKS (R52) 	07/04 →	18	577	270	51237175020	CT2369

 <p>Make - Model - Type Application</p>	 <p>Production Period</p>	 <p>DØ L FI</p>	 <p>OEM Ref.</p>	 <p>Order Ref.</p>
---	---	--	--	--

PACEMAN

<p>PACEMAN (R61)</p> 	<p>04/12 →</p>	<p>18</p>	<p>294</p>	<p>510</p>	<p>51239802054</p>	<p>CT1116</p>
<p>PACEMAN (R61)</p> 	<p>04/12 →</p>	<p>18</p>	<p>495</p>	<p>475</p>	<p>51249808987</p>	<p>CT1529</p>

ROADSTER


<p>ROADSTER (R59)</p> 	<p>02/12 →</p>	<p>18</p>	<p>245</p>	<p>600</p>	<p>90000002245</p>	<p>CT1028</p>
<p>ROADSTER (R59)</p> 	<p>02/12 →</p>	<p>18</p>	<p>331</p>	<p>500</p>	<p>51242759034</p>	<p>CT1171</p>



Make - Model - Type Application



Production Period



DØ

L

FI





OEM Ref.







Order Ref.

MITSUBISHI


CARISMA

CARISMA (DA) 	07/95 →	18	570	490	MB927791	CT2337
CARISMA (DA) 	07/95 →	18	570	520	MR101555	CT2338

COLT

COLT CZC (RG) 	05/06 → 2009	18	344	580	280149	CT1182
COLT IV (CAA) 	04/92 → 04/96	18	460	230	MR138596	CT1414
COLT VI  *2	06/04 → 2008	18	440	470	MR959243	CT1344
COLT VI  *4	06/04 → 2008	18	590	460	MR959247	CT2410




GALANT

GALANT IV (E3A) GTI 16V 	11/88 → 12/92	18	650	460	MB926947	CT2535
--	---------------	----	-----	-----	----------	---------------

LANCER

LANCER 	09/03 → 2008	18	473	540	MR991807, MR991808	CT1452
---	--------------	----	-----	-----	--------------------	---------------

OUTLANDER

OUTLANDER I 	05/03 → 2006	18	473	540	MR991807, MR991808	CT1452
OUTLANDER II 	02/07 →	18	495	420	5802A008, 5802A007, 8731Q1	CT1517
OUTLANDER III 	08/12 →	18	532	460	5802A375, 5802A376	CT2202

*without automatic opening



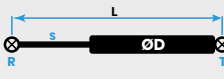


Make - Model - Type Application	Production Period	DØ L FI	OEM Ref.	Order Ref.

PAJERO

PAJERO SPORT (K90)	1996 → 2008	21	468	610	MR526933	DT1041


SPACE

SPACE RUNNER II (N6_W)	1999 → 2003	21	742	400	MR415171, MR415172	DT2088
SPACE STAR (DG)	06/98 →	18	555	450	MR248939, MR248940	CT2294
SPACE WAGON (N5 W)	10/98 →	21	500	630	MR415173, MR415174	DT2003


 <p>Make - Model - Type Application</p>	 <p>Production Period</p>	 <p>DØ L F1</p>	 <p>OEM Ref.</p>	 <p>Order Ref.</p>
---	---	--	--	--



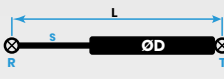


MOSKWICZ

2141

2141 	86 → 98	18	502	400	21416306206	CT2056
---	---------	----	-----	-----	-------------	---------------


2335

2335 	→ 86	18	502	400	21416306206	CT2056
---	------	----	-----	-----	-------------	---------------


						
Make - Model - Type Application	Production Period	DØ	L	F1	OEM Ref.	Order Ref.

NISSAN


350


350 Z ROADSTER (Z33) 	10/03 → 06/10	18	265	290	84430CE400	CT1048
---	---------------	----	-----	-----	------------	---------------


370

370 Z (Z34)  <small>*without parcel shelf</small>	06/09 →	18	500	270	904531EA0A, 904521EA1A, 904521EA0A, 904531EA1A	CT2001
--	---------	----	-----	-----	---	---------------


ALMERA

ALMERA I Hatchback (N15) 	09/95 → 03/00	18	483	351	90450-0N000	CZ1013
---	---------------	----	-----	-----	-------------	---------------


ALMERA II (N16) 	03/00 → 2006	18	540	385	90450BM425, 90450BM400	CT2227
--	--------------	----	-----	-----	---------------------------	---------------

ALMERA TINO (V10) 	08/00 →	18	523	530	90450BU000	CT2163
--	---------	----	-----	-----	------------	---------------


GT-R

GT-R (R35) 	02/09 →	18	270	300	84430JF02A	CT1054
---	---------	----	-----	-----	------------	---------------


JUKE

JUKE (F15) 	06/10 →	18	648	260	904501KA1A, 904501KA2A	CT2526
---	---------	----	-----	-----	---------------------------	---------------






KUBISTAR





KUBISTAR (X76) 	08/03 →	21	690	630	8465124, 7700303186, 9045000QAA, 7700308167	DT2075
---	---------	----	-----	-----	---	---------------

MAXIMA






MAXIMA QX (A32) 	01/95 → 08/00	18	390	410	6547040U10, 6547140U10	CT1246
--	---------------	----	-----	-----	---------------------------	---------------

MICRA

 Make - Model - Type Application	 Production Period				 OEM Ref.	 Order Ref.
--	--	--	--	--	---	---

MICRA (K11) 	1992 → 2002	18	550	290	904504F110, 904504F111	CT2270
MICRA (K12) 	01/03 →	18	500	360	90450AX000, 90451AX000, 90450AX610	CT2036
MICRA C+C 	05 → 10	21	380	745	90450BC10A	DT1025
MICRA IV (K13_) 	05/10 →	18	500	380	904513HNOA, 90450 1HB0A, 904503HNOA	CT2037


MURANO

MURANO (Z50) 	08/03 → 2008	18	525	555	90451CB80A, 90450CB80A	CT2177
MURANO (Z51) 	10/08 →	18	380	310	654711AA0A, 654711AA1A, 654701AA1A, 654701AA0A	CT1236
MURANO (Z51)  <small>*without automatic opening</small>	10/08 →	18	513	475	904501AA1A, 904511AA1A	CT2115
MURANO I (Z50) 	08/03 → 09/08	18	372	320	65470CB801	CT1222
MURANO II (Z51) 	01/10 → 09/14	18	380	310	654711AA0A, 654711AA1A, 654701AA1A	CT1236


NADBUDÓWKA






NADBUDÓWKA SAMOCHODU NISSAN 		18	440	175		CT1351
--	--	----	-----	-----	--	---------------

NOTE




NOTE (E11) 	03/06 →	18	590	435	904509U00A	CT2412
---	---------	----	-----	-----	------------	---------------

NV200


NV200 EVIALA 	07/10 →	21	796	760	904503LD0A, 904513LD0A, 90450JX30A, 904503LD5A, 90450JX00A	DT2093
---	---------	----	-----	-----	--	---------------

				
Make - Model - Type Application	Production Period	DØ L FI	OEM Ref.	Order Ref.


PATHFINDER

PATHFINDER (R50) 	9/97 → 12/04	18	480	135	904606W560, 904601W301	CT1471
PATHFINDER (R50) 	9/97 → 12/04	21	535	710	904501W302, 904501W312	DT2015
PATHFINDER (R51) 	03/05 →	21	495	830	90450EB31B, 90451EB31B, 90451EB31A	DT1052









PIXO






PIXO (UA0) 	06/09 →	18	378	300	81860M68K00, 81850M68K00	CT1234
---	---------	----	-----	-----	-----------------------------	---------------









PRIMASTAR

PRIMASTAR Panelvan/Van (X83) 	09/06 →	21	905	730	90451-00QAA, 90451-00QAA	DT2098
---	---------	----	-----	-----	-----------------------------	---------------



PRIMERA

PRIMERA (P10) EC4 	06/90 → 06/96	21	273	680	8443090J00	DT1011
PRIMERA (P10) EC4 	06/90 → 06/96	21	273	720	8443090J10	DT1012
PRIMERA (P10) EC4 	06/90 → 06/96	18	590	450	904523F200	CT2413
PRIMERA (P10) EC4 	06/90 → 06/96	18	590	410	904523F201	CT2414
PRIMERA (P10) EC4  <small>*with additional STOP light</small>	06/90 → 06/96	18	590	480	9045298J26, 904523F202	CT2415
PRIMERA (P11) EQ4 	06/96 → 03/02	18	314	420	844309F500, 844302F010	CT1153
PRIMERA (P11) EQ4 	06/96 → 03/02	18	314	465	844302F000	CT1154
PRIMERA (P11) EQ5 	06/96 → 03/02	21	520	665	904522F705, 904522F725, 904526F100	DT2009


 Make - Model - Type Application	 Production Period	 DØ L FI			 OEM Ref.	 Order Ref.
---	---	--	--	--	--	--

PRIMERA (P11) EQ5 	01/99 → 03/02	18	520	670	904529F725	CT2153
PRIMERA (P11) EQ5 	06/96 → 03/02	21	520	730	904522F715, 904526F126	DT2010
PRIMERA (P12) 	03/02 →	18	270	510	84430AV600	CT1055
PRIMERA (P12) 	07/02 →	18	527	575	90452AU200	CT2192
PRIMERA Hatchback (P12) 	04/03 →	18	525	570	90452-AU200	CT2180
PRIMERA TRAVELER (W10) 	07/90 → 03/98	21	559	330	9045079N02	DT2029
PRIMERA TRAVELER (WP11) 	04/98 → 07/02	21	527	660	904528F825	DT2013
PRIMERA TRAVELER (WP12) 	03/02 →	18	472	590	90452AV700	CT1446



QASHQAI

QASHQAI (J10, JJ10) 	02/07 →	18	515	365	90450JD01B	CT2129
QASHQAI +2 (JJ10E) 	08/08 →	18	502	375	90450EY10A	CT2063


SERENA

SERENA (C23M) LX 	11/92 →	21	769	475	904519C104	DT2091
---	---------	----	-----	-----	------------	---------------

SUNNY

SUNNY II TRAVELER (B12) 	06/86 → 06/91	18	765	235	9045055A10	CT2629
SUNNY III TRAVELER (Y10) 	06/91 → 03/00	21	600	325	9045073R00	DT2046






TERRANO

TERRANO II (R20) 	10/92 → 06	18	285	580	893020F600	CT1096
---	------------	----	-----	-----	------------	---------------

Make - Model - Type Application	Production Period	DØ	L	F1	OEM Ref.	Order Ref.


X-TRAIL

X-TRAIL (T30)		06/01 → 03/07	18	535	410	90450EQ325, 90451EQ31A, 90451EQ30A, 90450EQ30A, 90450EQ300, 90450EQ31A, 90450EQ30I	CT2215
X-TRAIL (T31)		09/07 → 2013	18	580	560	90450JG400, 90450JG40A, 90451JG400, 90451JG40A	CT2380




 Make - Model - Type Application	 Production Period	 DØ L FI	 OEM Ref.	 Order Ref.
--	--	---	---	---

OPEL



ADAM

ADAM 	10/12 →	18	600	255	13352789	CT2439
---	---------	----	-----	-----	----------	---------------




AGILA

AGILA  *right side	04/00 →	18	645	470	4705436, 4705684, 9210307, 9209569	CZ2025
AGILA  *left side	04/00 →	18	645	470	9210308, 4705437, 9209570, 4705685	CZ2025
AGILA (H00) 	02 → 07	18	643	475	8186083E10X10, 93193386, 8186084E00, 4708557	CT2521


ANTARA






ANTARA 	05/06 →	18	431	320	96664104	CT1324
ANTARA 	05/06 →	18	585	510	4809275, 96830123, 96661403	CT2387












ASCONA










ASCONA C 	09/81 → 10/88	18	507	350	90195260	CT2079
ASCONA C 	09/81 → 10/88	18	510	440	90158125	CT2092
ASCONA C 	09/81 → 10/88	18	510	390		CT2093






ASTRA








ASTRA CLASSIC 	09/91 → 01/98	18	590	350	90341282	CT2408
--	---------------	----	-----	-----	----------	---------------

 Make - Model - Type Application	 Production Period	 DØ L FI			 OEM Ref.	 Order Ref.
---	---	--	--	--	--	--





ASTRA CLASSIC  <small>*without loudspeaker</small>	03/98 →	18	507	550	132720, 90341377	CT2081
ASTRA F  <small>*35</small>	09/91 → 01/98	18	590	350	90341282	CT2408
ASTRA F  <small>*with loudspeaker</small>	09/91 → 01/98	18	507	600	90341378, 132719	CT2080
ASTRA F  <small>*without loudspeaker</small>	09/91 → 01/98	18	507	550	13272, 90341377	CT2082
ASTRA F CABRIO (53 B) 	01/91 → 09/98	18	283	400	90486893, 176604	CT1085
ASTRA G  <small>*3 without OPC, ECO, SPORT, SRI version</small>	01/98 → 03/04	18	534	480	24411022	CT2204
ASTRA G  <small>*35 without OPC, ECO, SPORT, SRI version</small>	01/98 → 03/04	18	537	430	90521517	CT2217
ASTRA G 	01/98 → 03/04	18	565	500	132739, 90559245	CT2313
ASTRA G CABRIO 	03/01 → 10/05	15	375	180	0132531, 9199932	BT1028
ASTRA GTC J  <small>*3</small>	10/11 →	18	507	435	13284105	CT2083
ASTRA H 	03/04 →	18	424	450	132743, 24463829	CT1314

 Make - Model - Type Application	 Production Period	 DØ L FI			 OEM Ref.	 Order Ref.
ASTRA H GTC  *3 sport type	03/05 →	18	479	340	13220159, 132532	CT1465
ASTRA H KOMBI 	08/04 →	18	473	570	132757, 13122695	CT1448
ASTRA H Sedan (A04) 	01/09 → 05/14	18	265	470	93 304 730	CT1049
ASTRA H TWIN TOP 	09/05 →	18	405	480	13243589	CT1271
ASTRA H, H GTC, H TWIN TOP 	03/04 →	18	543	310	1180405, 24465295	CT2236
ASTRA J (P10) 	12/09 → 10/15	18	587	400	13258179	CT2401
ASTRA SPORTS TOURER (J) 	10/10 →	18	477	650	132081, 93867088	CT1463
CALIBRA						
CALIBRA 	03/90 → 08/97	18	568	430	90346469	CT2324
CASCADA						
CASCADA (W13) 	02/13 →	18	368	380	176546, 13437377, 13370050	CT1217
COMBO						
COMBO TOUR 	06/01 → 2011	21	598	700	5132267, 91163328	DT2045
COMBO TOUR (X12) 	02/12 →	21	796	720	132095, 95513442	DT2092
CORSA						
CORSA A 	09/82 → 03/93	18	613	560	90127136, 132694, 132712, 90119276	CT2481
CORSA A 	09/82 → 03/93	18	613	640	90138518, 90127138, 132695, 132714	CT2482




						
Make - Model - Type Application	Production Period	DØ	L	F1	OEM Ref.	Order Ref.

CORSA A 	09/82 → 03/93	21	613	620	132696, 132713, 90127137, 90138517	DT2053
CORSA B 	03/93 → 09/00	18	543	360	90481270	CT2239
CORSA B 	03/93 → 09/00	18	545	320	90481269	CT2244
CORSA B 	03/93 → 09/00	18	565	360	90388707	CT2314
CORSA C 	09/00 →	18	475	350	9114311	CT1460
CORSA D 	07/06 →	18	603	240	13182537, 176414	CT2462
CORSA D 	07/06 →	18	610	245	13182309, 176413	CT2476






FRONTERA

FRONTERA B 	10/98 → 2004	18	500	150	97211748, 132673	CT2021
FRONTERA B 	10/98 → 2003	18	500	135		CT2022
FRONTERA B (6B) 	10/98 → 2004	18	500	150	97211748, 132673	CT2021
FRONTERA B (U99) 	09/98 → 12/03	18	500	150	97211748, 132673	CT2021







INSIGNIA

INSIGNIA 	07/08 →	18	500	660	13246577, 176105, 176124	CT2029
INSIGNIA 	07/08 →	18	720	180	13252173, 1180016	CT2605
INSIGNIA SPORTS TOURER R 	07/08 →	21	661	800	176541, 13332885, 13278257, 132020	DT2068



*with automatic opening

				
Make - Model - Type Application	Production Period	DØ L F1	OEM Ref.	Order Ref.


KADETT

KADETT E 	09/84 → 08/91	18	550	355	90159607	CT2266
KADETT E 	09/84 → 08/91	18	550	320	90191920	CT2267
KADETT E 	09/84 → 08/91	18	550	410	90191627	CT2268
KADETT E  <small>*up to chassis- J2502492 -JEI00000</small>	09/84 → 08/87	21	699	610	90159629, 132706	DT2077
KADETT E  <small>*up to chassis- J2502492 -JEI00000</small>	09/84 → 08/87	21	699	540	132734, 90196023	DT2076
KADETT E  <small>*from chassis J2502493- JEI00001-</small>	08/87 → 08/91	18	700	320	90241996, (90241995 without wiper)	CT2593




MERIVA



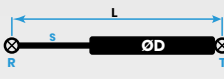


MERIVA 	05/03 →	18	540	540	5132262, 93386999	CT2229
MERIVA B 	06/10 →	21	482	700	13338367	DT1043



MOKKA

MOKKA 	06/12 →	18	618	370	95095594, 132111, 132112, 95095593	CT2489
--	---------	----	-----	-----	---------------------------------------	---------------


OMEGA

OMEGA A  <small>*from chassis N1145949-</small>	01/91 → 02/94	18	364	180	90275102, 176603	CT1206
OMEGA A  <small>*up to chassis -N1145948</small>	01/86 → 01/91	18	364	240	90275080, 176601, 176602, 90275073	CT1207
OMEGA A 	01/86 → 02/94	18	510	520	(90246620 without speakers), 90246621	CT2096



						
Make - Model - Type Application	Production Period	DØ	L	FI	OEM Ref.	Order Ref.

OMEGA B 	02/94 → 07/03	18	440	370	176605, 90379054	CT1352
OMEGA B 	02/94 → 07/03	18	510	620	90379081	CT2104



RECORD

RECORD B 	08/77 → 08/86	18	580	340	138682, 90043132	CT2374
---	---------------	----	-----	-----	------------------	---------------


SENATOR

SENATOR B  <small>*from chassis N1145949-</small>	01/91 → 09/93	18	364	180	90275102, 176603	CT1206
SENATOR B  <small>*up to chassis -N1145948</small>	09/87 → 01/91	18	364	240	90275080, 176602	CT1207


SIGNUM

SIGNUM 	05/03 → 2008	21	483	700	13191401, 9180256, 176609, 13247868	DT1046
SIGNUM 	05/03 →	18	650	310	1178224, 24454473	CT2536




SINTRA

SINTRA 	11/96 → 04/99	21	725	820	10400854, 132737, 132736, 10233372, 132729, 10400855	DT2081
---	---------------	----	-----	-----	--	---------------



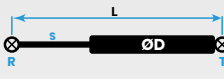


TIGRA

TIGRA  <small>*use old bracket on the left side</small>	07/94 → 12/00	18	828	355	90481180	CT2632
--	---------------	----	-----	-----	----------	---------------

VECTRA

VECTRA A 	91 → 09/95	18	473	570	90227934	CT1449
VECTRA A 	04/88 → 09/95	18	473	530	90227936	CT1450
VECTRA B 	10/95 → 04/02	21	250	850	1180402, 90463721	DT1007






 Make - Model - Type Application	 Production Period	 DØ L FI			 OEM Ref.	 Order Ref.
VECTRA B  <small>*from chassis X1000001-</small>	10/95 → 04/02	15	305	45	90463253, 176387	BT1017
VECTRA B  <small>*5, up to chassis -W5999999</small>	10/95 → 98	18	469	560	90463749	CT1434
VECTRA B  <small>*from chassis X1000001-</small>	98 → 04/02	18	470	600	9152393	CT1443
VECTRA B 	10/95 → 04/02	18	568	540	90463781	CT2331
VECTRA C 	04/02 →	18	265	520	9177081, 176607	CT1051
VECTRA C  <small>*closed manually</small>	04/02 →	18	570	570	13101335, 132691	CT2349
VECTRA C 	04/02 →	18	650	310	1178224, 24454473	CT2536
VECTRA C GTS 	08/02 → 2008	18	475	640	, 176608, 09180255, 13241974, 0176608	CT1462
VECTRA C Station wagon 	12/05 → 08/08	18	570		132691, 13247867, 176537	CT2350
VIVARO						
VIVARO 	08/01 →	21	905	730	91168256, 4414419	DT2100
ZAFIRA						
ZAFIRA 	04/99 →	21	545	630	132742, 90579440	DT2020
ZAFIRA B 	07/05 → 2010	21	505	610	132749, 13128759	DT2004
ZAFIRA TOURER C (P12) 	10/11 →	18	424	280	13349904, 1339528	CZ1009
ZAFIRA TOURER C (P12) 	10/11 →	18	485	660	13387067	CT1498

 <p>Make - Model - Type Application</p>	 <p>Production Period</p>	 <p>DØ L F1</p>	 <p>OEM Ref.</p>	 <p>Order Ref.</p>
--	--	---	---	---


PAZ (ПАЗ)

3205


<p>3205</p> 		<p>18</p>	<p>450</p>	<p>340</p>	<p>21086308010</p>	<p>CT1377</p>
---	--	-----------	------------	------------	--------------------	----------------------


				
Make - Model - Type Application	Production Period	DØ L F1	OEM Ref.	Order Ref.


PEUGEOT**1007**

1007 	04/05 →	18	565	315	8731L0, 9649587680, 8731J3	CT2310
---	---------	----	-----	-----	----------------------------	---------------


106

106 I 	01/91 → 04/96	18	600	310	9605478880, 873186, 9605478888, 873185	CT2431
--	---------------	----	-----	-----	--	---------------


106 II 	05/96 →	18	585	280	873191	CT2384
---	---------	----	-----	-----	--------	---------------

106 II 	05/96 →	18	685	180	792506	CT2580
--	---------	----	-----	-----	--------	---------------


107

107 	04/05 →	18	555	305	8731L0, 689500H020	CT2285
--	---------	----	-----	-----	--------------------	---------------


2008


2008 I (CU_) 	01/15 →	18	376	740	9678317180	CT1227
---	---------	----	-----	-----	------------	---------------


205


205 I, 205 II 	02/82 → 07/96	18	600	290	9256119680	CT2436
--	---------------	----	-----	-----	------------	---------------

206






206 	09/98 →	18	510	340	8731E6, 51023704	CT2091
--	---------	----	-----	-----	------------------	---------------


206 CC 	09/00 →	18	448	590	9637115080, 8731F2	CT1371
---	---------	----	-----	-----	--------------------	---------------

206 SEDAN 	03/07 →	18	404	260	8731L6	CT1268
--	---------	----	-----	-----	--------	---------------





206 SW 	07/02 →	18	525	140	8731G4, 9642210080	CT2165
---	---------	----	-----	-----	--------------------	---------------

*i




						
Make - Model - Type Application	Production Period	DØ	L	F1	OEM Ref.	Order Ref.

206 SW 	07/02 →	18	580	535	9642209980, 8731G5	CT2371
---	---------	----	-----	-----	--------------------	---------------


207

207 (WA, WC) 	02/06 →	18	505	330	8731L7	CT2065
207 CC (WD) 	02/07 →	18	631	455	8731S7	CT2506
207 SW (WK) 	06/07 →	15	435	105	8731P8	BT1032
207 SW (WK) 	06/07 →	18	505	490	8731P9, 8731Q0	CT2066



208

208 	03/12 →	18	469	430	7000210271C0, 9676494780	CT1431
208 I (CA_, CC_) 	03/12 →	18	467	435	9673083680, 9676494780, 1609616580	CT1428
208 I (CA_, CC_) 	03/12 →	18	469	430	7000210271C0, 7000510270E0, 1609616580	CT1432


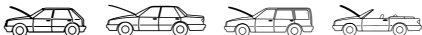
3008



















3008 	06/09 →	18	450	395	9683207080, 8731T4	CT1378
---	---------	----	-----	-----	--------------------	---------------



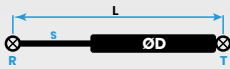


305

305 BREAK I, 305 BREAK II 	08/80 → 12/88	18	636	360	7920071833, 873148, 873149	CT2514
305 I, 305 II 	02/78 → 09/87	21	265	820	862G215, 925560798	DT1009


306

306 (7B, N3, N5) 	03/97 → 05/01	18	648	190	9638605280, 792509	CT2523
306 (A/B/C/E/D) 	03/93 → 04/01	18	650	190	962921958, 792509	CT2528










 Make - Model - Type Application	 Production Period	 DØ L FI			 OEM Ref.	 Order Ref.
306 (R22) 	06/94 → 04/01	18	285	290	9617046480, 8731A2	CT1090
306 (R22/C) 	06/94 → 04/01	18	600	360	9619988380, 9610016680, 873193	CT2437
306 BREAK (7E) 	05/97 → 04/01	18	624	400	9624450980, 8731E1	CT2493
306 CABRIO 	03/94 → 04/02	18	245	700	844842, 4406082000	CT1026
307						
307 (3A/C) 	08/00 → 11/07	18	458	430	792515	CT1408
307 Break (3E) 	03/02 → 12/09	18	491	600	8731F8, 9638605280	CT1512
308						
308 (4A, 4C) 	09/07 →	18	460	440	8731Q6	CT1411
308 II 	09/13 →	18	507	535	9807899380	CT2077
308 SW 	09/07 →	18	527	620	8731Q7	CT2181
308 SW 	09/07 →	18	585	150	8731Q5, 9683422380, 7000510264	CT2386
309						
309 II 	07/89 → 07/93	18	568	440	873178, 960376228	CT2320
309 II 1.9 GTI 	07/89 → 07/93	18	568	450	9603762380, 873179	CT2321
4007						
4007 	02/07 →	18	495	420	5802A008, 5802A007, 8731Q1	CT1517

						
Make - Model - Type Application	Production Period	DØ	L	F1	OEM Ref.	Order Ref.






405

405 I BREAK (15E), 405 II BREAK (4E) 	10/88 → 10/96	21	418	700	9601430480, 9612504980, 873183	DT1031
--	---------------	----	-----	-----	-----------------------------------	---------------


406

















406 (8B) 	11/95 → 05/04	18	445	250	8731.F0, 96 364 503 80, 8731.E9	CT1359
406 (8B) (8E/F) (8C) 	10/95 → 05/04	21	195	1100	792507	DT1002
406 (8B), 406 BREAK (8E/F)  	10/95 → 05/04	18	685	200	792510, 9630662480, 9628157780, 792508	CT2581
406 (8C) 	03/97 →	18	287	310	0347040, 8731C9	CT1098
406 (R24) 	04/99 → 05/04	18	444	250	9636450380, 8731E9	CT1358
406 (R24) 	10/95 → 12/98	18	490	250	9601430480, 9612504980, 8731A7	CT1504
406 BREAK (8E/F) 	10/96 →	18	560	550	8731C5, 9626771680	CT2305
406 Coupe 	01/99 → 10/00	21	195	1100	792507	DT1002






407



407 (6D) 	05/04 → 10	18	320	470	8731K4, 9656592980, 9647261480	CT1160
407 (6E)  	05/04 → 10	18	310	400	9656593180, 8731K5, 9647487880	CT1141
407 (6E) 	05/04 → 10	18	375	615	9647487680, 8731J6	CT1224
407 COUPE 	05/04 → 12/10	18	320	470	9650870280, 8731L2	CT1160

5008


5008 	06/09 →	18	590	590	8731V2	CT2407
---	---------	----	-----	-----	--------	---------------

 Make - Model - Type Application	 Production Period	 DØ L FI			 OEM Ref.	 Order Ref.
504						
504 BREAK 	06/74 → 06/83	18	600	450	792006265, 873143	CT2438
505						
505 	07/83 → 09/92	18	419	360	862214, 925234498	CT1308
505 BREAK 	07/83 → 09/92	18	640	470	873151	CT2515
508						
508 	11/10 →	18	477	100	8731W4, 7000510268B0	CZ1012
508 SW  <small>*without automatic opening</small>	11/10 →	18	550	715	8731W3	CT2265
605						
605 	01/94 → 12/98	21	195	860	792505, 960267398	DT1003
605 	01/94 → 12/98	18	408	310	8731A1, 9622165080	CT1283
607						
607 	02/00 →	18	500	400	8731F9, 8731G9	CT2003
607 (9D, 9U)  <small>*motorized tailgate up to chassis 009730</small>	01/00 → 09/10	18	445	400	8731H4	CT1360
607 (9D, 9U) 	02/00 → 2010	18	554	200	792516	CT2284
806						
806  <small>*from chassis 06945 up to chassis 07631</small>	11/95 → 10/97	18	610	560	8731C1	CT2474


						
Make - Model - Type Application	Production Period	DØ	L	F1	OEM Ref.	Order Ref.

806  <small>*up to chassis 06944</small>	06/94 → 11/95	18	627	570	8731A3	CT2497
806 	10/97 → 08/02	18	632	600	8731E5	CT2509


807

807 	06/02 →	18	631	510	8731G6	CT2507
--	---------	----	-----	-----	--------	---------------







BIPPER

BIPPER (AA) , TEPEE 	02/08 →	18	600	670	8731VO	CT2440
---	---------	----	-----	-----	--------	---------------


EXPERT






EXPERT 	01/07 →	21	700	1050	8731Q9	DT2078
---	---------	----	-----	------	--------	---------------

PARTNER


PARTNER 	07/96 →	18	700	670		CT2594
PARTNER Combispace (5_, G_) 	11/02 → 10/06	18	700	660	96 255 742 80, 8731.E0	CT2597
PARTNER TEPEE 	04/08 →	21	620	625	8731S0	DT2054
PARTNER TEPEE II  <small>*up to orga 11829</small>	04/08 →	18	543	200	8731V6	CT2237
PARTNER TEPEE II  <small>*from orga 11830</small>	04/08 →	18	563	140	8731R8	CT2308
PARTNER TEPEE II  <small>*without opened rear window</small>	04/08 →	21	620	580	8731R9	DT2055

RCZ


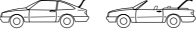




RCZ 	03/10 →	18	288	260	YM17341080	CT1105
--	---------	----	-----	-----	------------	---------------

				
Make - Model - Type Application	Production Period	DØ L FI	OEM Ref.	Order Ref.




PORSCHE**718**

718 BOXSTER (982) 	04/12 →	18	205	530	981 512 551 02	CT1008
--	---------	----	-----	-----	----------------	---------------


911






911 (991) 	09/13 →	18	165	130	991 512 551 00, 99151255101	CT1001
911 (993, 964) 	07/89 → 09/97	18	305	370	99351133100	CT1136
911 (996) 	10/01 → 08/05	18	258	280	99651255104	CT1044
911 (996), BOXTER (986) 	09/97 → 08/05	18	226	560	99651155101	CT1013
911 (997) CARRERA 	07/04 → 2011	18	240	380	99751155101	CT1021
911 (997) CARRERA 	07/04 → 2011	18	314	330	99751255100	CT1150
911 , CARRERA, TURBO, TARGA 	08/68 → 09/01	18	255	600	91151233102	CT1035
911 , CARRERA, TURBO, TARGA 	08/68 → 09/01	18	255	370	91151233101	CT1036




BOXSTER

BOXSTER (986) 	09/96 → 2004	15	225	560	99651155101	BT1005
BOXSTER (987) 	11/04 → 2011	18	195	500	98751255101	CT1004
BOXSTER (987) 	07/04 → 2011	18	240	380	99751155101	CT1021




CAYENNE

CAYENNE (92A) 	06/10 →	18	633	490	7P5.827.550.A, 958.512.550.00	CT2511
--	---------	----	-----	-----	----------------------------------	---------------

						
Make - Model - Type Application	Production Period	DØ	L	F1	OEM Ref.	Order Ref.

CAYENNE (955) 	09/02 →	18	226	790	7L5845587B, 95551252800	CT1014
CAYENNE (955) 	09/02 →	18	585	260	95551135900, 7L5823359	CT2391
CAYENNE II 	06/10 →	18	555	240	7P5823359, 95851135900	CT2289

CAYMAN


CAYMAN 	07/06 →	18	240	380	99751155101	CT1021
CAYMAN 	11/05 →	18	632	550	98751255107, 98751255104, 98751255103, 98751255106	CT2510
CAYMAN (987) 	02/09 → 12/12	18	240	380	99751155101	CT1021



Make - Model - Type Application



Production Period



DØ

L

FI




OEM Ref.





Order Ref.

RENAULT











AVANTIME

AVANTIME 	09/01 →	18	357	555	602540171I	CTI200
---	---------	----	-----	-----	------------	---------------


CAPTUR



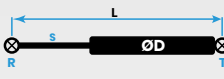


CAPTUR 	06/13 →	18	475	620	844301324R, 700021054000	CTI458
CAPTUR I (J5_, H5_) 	06/13 →	18	375	280	654709991R, 7000210539E0	CTI225














CLIO


















CLIO GRANDTOUR (KR0/i) 	02/08 →	18	469	580	8200583852	CTI433
CLIO GRANDTOUR IV 	01/13 →	18	435	750	844307620R	CTI330
CLIO I 	01/91 → 08/98	18	470	360	770080031I	CTI437
CLIO I BACCARA, ELLE, WILLIAMS 	01/91 → 08/98	18	475	420	7700810554	CTI459
CLIO II 	08/98 →	18	412	340	7700842256	CTI295
CLIO III (BR0/i, CR0/i) 	06/05 →	18	451	385	32062565, 8200299546	CTI393
CLIO III (BR0/i, CR0/i) 	05/05 →	18	451	385	8200299, 32062565	CTI393
CLIO IV 	11/12 →	18	470	510	844308661R	CTI438
CLIO IV, CLIO GRANDTOUR IV  	11/12 →	18	420	570	654703934R, 7000210535D0	CTI310






ESPACE

ESPACE I (J11) 	01/88 → 03/91	18	600	510	602500662I	CT2441
---	---------------	----	-----	-----	------------	---------------


						
Make - Model - Type Application	Production Period	DØ	L	F1	OEM Ref.	Order Ref.

ESPACE I (J11)  *folding table	12/84 → 03/91	15	225	100	6025001988	BT1006
ESPACE II (J/S63_)  *folding table	01/91 → 10/96	15	185	100	6025100991, 6025312658	BT1002
ESPACE II (J63) 	04/91 → 11/93	18	525	560	6025101952	CT2174
ESPACE II (J63) 	11/93 → 11/96	18	545	530	6025106762	CT2249
ESPACE II (J63)  *folding table	04/91 → 11/96	15	185	100	6025100991	BT1003
ESPACE III (JE) 	11/96 → 10/02	15	447	130	6025306563	BT1037
ESPACE III (JE)  *without opened rear window	11/96 → 10/02	21	560	730	6025300735	DT2030
ESPACE III (JE) 	11/96 → 10/02	21	560	800	6025305941	DT2031
ESPACE IV (JK0) 	11/02 → 07/04	18	395	230	8200091749	CT1249
ESPACE IV (JK0) 	07/04 →	18	395	470	8200362400	CT1250
ESPACE IV (JK0) 	11/02 →	15	547	170	8200025105	BT2004
ESPACE IV (JK0)  *without opened rear window	11/02 →	21	730	700	8200021974	DT2083
ESPACE IV (JK0) 	11/02 →	21	730	760	8200021975	DT2084


 Make - Model - Type Application	 Production Period	 DØ L FI			 OEM Ref.	 Order Ref.
EXPRESS						
EXPRESS / RAPID (F4) 	07/85 → 03/98	18	673	440	7700807057	CT2561
FLUENCE						
FLUENCE (L30) 	02/10 →	18	300	650	904514876R	CT1129
GRAND ESPACE						
GRAND ESPACE III (JE) 	11/96 → 10/02	15	447	130	6025306563	BT1037
GRAND ESPACE III (JE) 	11/96 → 10/02	21	560	800	6025305941	DT2031
GRAND						
GRAND SCENIC III 	02/09 →	18	665	535	7000510524B0, 904510005R	CT2546
GRAND SCÉNIC						
GRAND SCÉNIC II (JM0/1_) 	04/04 → 11/08	15	365	135	8200130187	BT1026
GRAND SCÉNIC II (JM0/1_) 	04/04 → 11/08	18	520	625	8200174571, 8200377199, 8489348	CT2147
KANGOO						
KANGOO 	03/98 →	21	690	630	7700303186	DT2073
KANGOO (KC0/1_) 	08/97 →	21	690	630	7700303139	DT2074
KANGOO / GRAND KANGOO (KW0/1_) 	07/13 →	18	390	300	654706489R	CT1245
KANGOO EXPRESS 	03/98 →	21	690	630	7700303186	DT2073
KANGOO II 	02/08 →	18	833	560	8200497806	CT2633


						
Make - Model - Type Application	Production Period	DØ	L	F1	OEM Ref.	Order Ref.


KOLEOS


KOLEOS (HY) 	09/08 →	18	585	430	904505599R, 904513981R	CT2394
--	---------	----	-----	-----	---------------------------	---------------


LAGUNA


LAGUNA I (B56) 	03/94 → 03/01	18	595	470	7700829764, 7700842152, 7700842153, 7700823271	CT2424
---	---------------	----	-----	-----	---	---------------

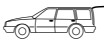
LAGUNA I (B56)  *without side cover	03/94 → 03/01	18	595	450	7700846772	CT2425
--	---------------	----	-----	-----	------------	---------------


LAGUNA I (B56)  *with side cover	03/94 → 03/01	18	595	510	7700846773	CT2426
---	---------------	----	-----	-----	------------	---------------


LAGUNA I GRANDTOUR (K56)  *5 seats and 7 seats	03/94 → 04/98	18	473	590	7700838005	CT1451
---	---------------	----	-----	-----	------------	---------------


LAGUNA I GRANDTOUR (K56) 	93/94 → 03/01	15	502	125	7700838006	BT2001
---	---------------	----	-----	-----	------------	---------------






LAGUNA II (B74) 	03/01 →	18	513	535	8200000902	CT2113
--	---------	----	-----	-----	------------	---------------






LAGUNA II (B74) 	03/01 →	18	513	585	8200003020	CT2114
--	---------	----	-----	-----	------------	---------------

LAGUNA II GRANDTOUR (K74) 	03/01 →	18	534	480	8200000903	CT2206
--	---------	----	-----	-----	------------	---------------



LAGUNA II GRANDTOUR (K74)  *opened rear window	03/01 →	15	530	110	7703024021	BT2002
---	---------	----	-----	-----	------------	---------------

LAGUNA II GRANDTOUR (K74) 	03/01 →	18	535	425	8200025317	CT2211
--	---------	----	-----	-----	------------	---------------


 Make - Model - Type Application	 Production Period	 DØ L FI			 OEM Ref.	 Order Ref.
---	---	--	--	--	--	--

LAGUNA III (BT0/1) 	10/07 →	18	495	610	844300001R	CT1524
LAGUNA III GRANDTOUR (KT0/1) 	10/07 →	15	334	270	904600001R	BT1021
LAGUNA III GRANDTOUR (KT0/1)  <small>*without opened rear window</small>	10/07 → 2015	18	570	620	844300004R, 51051703	CT2344
LAGUNA III GRANDTOUR (KT0/1) 	10/07 →	18	570	670	844300004R	CT2345
LAGUNA MK III 	09/08 → 2015	18	505	300	7000510521C0, 844300006R	CT2073





LATITUDE






LATITUDE (L70) 	02/11 →	18	283	305	654700010R, 654700004R	CT1086
LATITUDE (L70) 	02/11 →	18	470	245	904520001R	CT1440
















LOGAN






LOGAN II 	10/12 →	18	580	330	654713274R	CT2376
---	---------	----	-----	-----	------------	---------------











MEGANE

MEGANE CC (EZ0/1) 	06/10 →	21	391	880	904507914R	DT1028
MEGANE CLASSIC (LA0) 	09/96 → 09/03	18	300	410	7700838612	CT1131
MEGANE COACH.COUPÉ (DA0) 	09/96 → 11/02	18	180	480	7700838487	CT1003
MEGANE GRAND SCENIC II 	01/04 →	15	365	135	8200130187	BT1026



 Make - Model - Type Application	 Production Period	 DØ L FI			 OEM Ref.	 Order Ref.
---	---	--	--	--	--	--

MEGANE GRAND SCENIC II  <small>*without opened rear window</small>	06/03 →	18	520	625	8200174571, 8200377199, 8489348	CT2149
MEGANE GRAND SCENIC II 	06/03 →	18	545	500	8200119498	CT2252
MEGANE GRANDTOUR (KA0) 	03/99 → 09/03	18	465	425	7700418621	CT1426
MEGANE I 	10/96 → 02/99	18	165	650	7700848464	CT1002
MEGANE I (BA0) 	01/96 → 11/02	18	440	500	7700828451	CT1349
MEGANE I SALOON (BA0) 	03/99 → 11/02	18	440	520	7700421906	CT1350
MEGANE II (BM0, CM0) 	11/02 →	18	418	500	8200051750	CT1305
MEGANE II (EMO/i) 	04/08 →	18	445	490	E84827465A, 7701057303	CT1366
MEGANE II COUPE 	11/02 →	18	418	500	8200051750	CT1306
MEGANE II GRANDTOUR 	09/03 →	18	547	500	8200119498	CT2256
MEGANE II GRANDTOUR (KM0/i) 	08/03 → 2006	18	520	130	8200135264	CT2150
MEGANE II GRANDTOUR (KM0/i) 	08/03 → 2006	18	547	550	8200212598	CT2257
MEGANE II SEDAN (LM0/i) 	09/03 → 2009	18	345	350	8200119497	CT1188
MEGANE III (BZ0) 	11/08 →	18	431	600	904510001R	CT1326
MEGANE III (BZ0) (KZ0/i) (DZ0/i) (EZ0/i) 	11/08 → 2015	18	663	315	654710003R	CZ2026


 Make - Model - Type Application	 Production Period	 DØ L FI			 OEM Ref.	 Order Ref.
---	---	--	--	--	--	--






MEGANE III (DZ0/1) 	11/08 →	18	663	265	904510002R	CT2544
MEGANE III GRANDTOUR (KZ0/1) 	11/08 →	18	482	705	844300009R	CT1478
MEGANE SCENIC 95 	09/99 → 06/03	18	460	100	7700430022	CT1417
MEGANE SCENIC 95 	01/97 → 08/99	18	595	515	7700828454	CT2427
MEGANE SCENIC 95  <small>*without opened rear window</small>	09/99 → 06/03	18	595	485	7700434465	CT2428
MEGANE SCENIC II (JM) 	06/03 →	15	365	135	8200130187	BT1026
MEGANE SCENIC II (JM) 	06/03 →	18	520	640	8200119500	CT2151
MEGANE SCENIC II (JM)  <small>*without opened rear window</small>	06/03 → 2009	18	520	625	8200174571, 8200377199, 8489348	CT2147
MEGANE SCENIC TT 	09/99 → 06/03	18	595	515	7700828454	CT2427
MEGANE SCENIC TT  <small>*without opened rear window</small>	09/99 → 06/03	18	595	485	7700434465	CT2428

MODUS

MODUS  <small>*two-part tailgate</small>	12/04 →	21	533	750	8200219323	DT2014
MODUS (F/JPO)  <small>*one piece tailgate</small>	12/04 →	18	532	515	8200219322	CT2200





R

















R II 	12/86 → 90	21	431	740	7702149568	DT1034
---	------------	----	-----	-----	------------	---------------






				
Make - Model - Type Application	Production Period	DØ L F1	OEM Ref.	Order Ref.

R 19 I (B/C53) 	11/88 → 04/92	18	502	400	7700786247	CT2056
R 19 I (B/C53), R 19 II (B/C53) 	11/88 → 12/95	18	505	520	7700786248	CT2075
R 19 I CHAMADE (L53) 	04/89 → 04/92	18	310	590	7700811570	CT1145
R 19 II (B/C53) 	04/92 → 12/95	18	500	500	7700818237	CT2048
R 19 II CHAMADE (L53) 	04/92 → 12/95	18	310	650	7700824817	CT1146
R 21 	05/89 → 04/94	18	677	400	7700795698	CT2569
R 21 NEVADA 	03/86 → 04/94	18	485	585	7700785587	CT1494
R 25 	09/86 → 02/93	18	270	540	7701033344	CT1056
R 25 	04/84 → 08/86	18	270	540	7700753540	CT1057
R SUPER 5 	01/85 → 06/91	18	700	200	7702144629	CT2600
R SUPER 5 BACCARA 	01/85 → 06/91	18	691	270	7700787749	CT2587



SAFRANE

SAFRANE I 	04/92 → 07/96	18	540	250	7700812193	CT2232
SAFRANE I (WITHOUT BACCARA VERSION) 	04/92 → 07/96	18	572	580	7700811019	CT2352
SAFRANE I BACCARA 	04/92 → 07/96	18	572	670	7700829825	CT2353
SAFRANE II 	08/96 → 12/00	18	540	250	7700812193	CT2232





 Make - Model - Type Application	 Production Period	 DØ L FI			 OEM Ref.	 Order Ref.
SAFRANE II 	08/96 → 12/00	18	573	530	7700413083	CT2354
SAFRANE II 	08/96 → 12/00	18	573	620	7700414002	CT2355
SANDERO						
SANDERO II 	01/13 →	18	470	400	7000210536A0, 904529943R	CT1441
SANDERO II 	01/13 →	18	580	330	654713274R	CT2376
SCÉNIC						
SCÉNIC I MPV (JA0/1_, FA0_) 	12/02 → 08/03	21	403	190	77 00 354 323	DT1029
SCÉNIC III (KZ0/i) 	02/09 →	18	265	355	654700008R	CT1050
SCÉNIC III (KZ0/i) 	02/09 →	18	523	600	7000510523BO, 904500004R	CT2164
SCÉNIC RX4 ALLROAD 	11/00 → 08/03	18	428	135	7700354322	CT1321
TRAFIC						
TRAFIC (FL, JL) 	03/01 →	21	905	730	8200162697	DT2099
TWINGO						
TWINGO (CN0) 	03/07 →	18	383	455	8200385560	CT1237
TWINGO I (C06) 	03/93 → 06/07	21	452	710	7700815135	DT1036
TWINGO III (BCM) 	09/15 →	18	507	330	904511881R, 904818604R	CT2089
WIND						
WIND (E4M_) 	07/10 →	18	663	520	90 45 200 02R	CT2545

				
Make - Model - Type Application	Production Period	DØ L FI	OEM Ref.	Order Ref.


ROVER**100**

100 (XP) 	11/89 → 12/98	18	552	410	GSA923, BHE39006	CT2277
100 (XP) 	11/89 → 12/98	18	552	370	BHE39005, GSA922	CT2278



200

200 (RF) 	03/85 → 10/95	18	600	360	BHE45001, BHE450030	CT2435
200 (XH, XW) WITHOUT GTI VERSION 	03/85 → 10/95	18	680	360	GSA925, BHE38025, GTS120	CT2573
200 (XH, XW) GTI 	03/85 → 10/95	18	680	360	BHE38017, GSA930, GTS122	CT2572
200 COUPE (XW) 	01/92 → 11/99	18	275	320	BMH38004, BMH38003	CT1060



25

25 (RF) 	10/99 →	18	600	360	BHE45001, BHE450030	CT2435
--	---------	----	-----	-----	------------------------	---------------


400
















400 (RT) 	05/95 → 03/00	18	515	445	BHE140010	CT2119
400 (RT) 	05/95 → 03/00	18	515	490	BHE140020	CT2120

45

45 (RT) 	02/00 →	18	515	445	BHE140010	CT2119
45 (RT) 	02/00 →	18	515	490	BHE140020	CT2120

75

75 (RJ) 	02/99 →	18	314	370	BMH500010	CT1149
--	---------	----	-----	-----	-----------	---------------

 Make - Model - Type Application	 Production Period	 DØ L FI			 OEM Ref.	 Order Ref.
75 (RJ), 75 TOURER (RJ) 	02/99 →	18	338	420	BKK500010	CT1179
75 TOURER (RJ) 	08/01 →	18	565	560	BHE500050	CT2312
75 TOURER (RJ) 	08/01 →	18	398	180	BHE500070	CT1256
800						
800 (XS) 	01/92 → 02/99	18	513	350	BKK41003	CT2111
800 (XS)  <small>*up to chassis 230966</small>	10/86 → 10/92	18	570	530	BHM410040	CT2333
800 (XS)  <small>*from chassis 230967</small>	10/92 → 02/99	18	606	540	BHE41004, BHE41003	CT2471
MAESTRO						
MAESTRO 	84 → 93	18	507	436	BEP6628	CT2085
METRO						
METRO (XF) 	84 → 89	18	542	300	AFP1282	CT2234
METRO (XF) 	89 → 93	18	552	410	GSA923, BHE39006	CT2277
METRO (XF) 	89 → 93	18	552	370	BHE39005, GSA922	CT2278
MINI						
MINI METRO 	→ 80	18	542	300	AFP1282	CT2234
STREETWISE						
STREETWISE 	08/03 → 04/05	18	600	360	BHE450030	CT2437
STREETWISE 	89 → 93	18	600	360	BHE450030	CT2437

Make - Model - Type Application	Production Period	DØ	L	FI	OEM Ref.	Order Ref.


















SAAB

9-3




9-3 	03/05 →	27	399	1340	1277855, 12797509	FT1009
9-3 (YS3D) 	02/98 → 09/02	18	523	480	5183017	CT2162
*with one spring						
9-3 (YS3D) 	02/98 → 09/02	18	568	500	4854717, 4854733	CT2322
9-3 (YS3D) 	02/98 → 09/02	18	570	470	4858627	CT2336
9-3 (YS3D) CABRIO 	02/98 → 08/03	21	282	680	4854758, 4854741	DT1014
9-3 (YS3D) VIGGEN 	02/98 → 09/02	18	568	560	5022082	CT2323
9-3 (YS3F) 	09/02 →	18	568	500	4854717, 4854733	CT2322
9-3 (YS3F), 9-3 CONVERTIBLE (YS3F) 	09/02 →	18	740	290	127850021, 12785	CT2622
9-3 CONVERTIBLE 	09/02 →	18	739	290	12785021	CT2621
9-3 CONVERTIBLE (YS3F) 	08/03 →	18	318	380	1012831543, 12831	CT1159

9-5



9-5 (YS3E) 	09/97 →	18	280	550	4855094, 5360839, 5117015	CT1078
9-5 (YS3E) 	10/98 →	26	396	1550	4699260	ET1001
9-5 (YS3E) 		18	763	200		CT2626






 Make - Model - Type Application	 Production Period	 DØ L FI			 OEM Ref.	 Order Ref.
9-5 Station wagon (YS3E) 	03/02 → 12/09	18	765	200	12761582, 5360821, 4699260	CT2627
900						
900 I COMBI COUPE 	11/78 → 09/93	18	500	650	9293580	CT2004
900 I COMBI COUPE 	09/78 → 06/84	18	500	600	9233727, 9231796	CT2005
900 II (YS3D) 	10/93 → 03/98	18	523	240	4323994	CT2161
900 II (YS3D)  <small>*with two springs</small>	10/93 → 03/98	18	525	240	4323994	CT2166
900 II (YS3D) 	10/93 → 03/98	18	570	420	4326468	CT2334
900 II (YS3D) 	10/93 → 03/98	18	570	520	4324307	CT2335
9000						
9000 	09/84 → 05/98	15	547	225	9270240	BT2003
9000 CC  <small>*up to chassis -H1007931, -H8000099</small>	09/84 → 12/98	18	670	320	9253964	CT2552
9000 CC  <small>*up to chassis -H1007931, -H8000099</small>	09/84 → 12/98	18	670	345	6956262	CT2553
9000 CC  <small>*from chassis -H1007932, -H8000100</small>	09/84 → 12/98	18	700	400	6956288	CT2591
9000 CC  <small>*from chassis -H1007932, -H8000100</small>	09/84 → 12/98	18	700	345	6956270	CT2592

Make - Model - Type Application	Production Period	DØ L F1	OEM Ref.	Order Ref.

9000 CD 	04/85 → 12/98	18	226	100	6976369	CT1012
9000 CS  <small>*from chassis -H1007932, -H8000100</small>	09/84 → 12/98	18	490	610	4006078	CT1505
9000 CS  <small>*from chassis -H1007932, -H8000100</small>	09/84 → 12/98	21	492	660	4006060	DT1051



99

99 	09/74 → 12/84	18	500	600	9233727, 9231796	CT2005
99 I COMBI COUPE 	03/76 → 06/80	18	500	600	9233727, 9231796	CT2005


 Make - Model - Type Application	 Production Period	 DØ L FI			 OEM Ref.	 Order Ref.
--	--	---	--	--	---	---

SEAT







127,

127, FURA (025A) 	71 → 77	18	550	350	XO42977420	CT2261
127, FURA (025A) 	77 → 12/86	18	600	200	XO39401990	CT2432



128

128 	69 → 85	18	600	360	XO39440480	CT2434
--	---------	----	-----	-----	------------	---------------


ALHAMBRA






ALHAMBRA (7MS) 	08/00 →	18	452	350	7M3827550A	CT1394
ALHAMBRA (7MS) 	09/95 →	21	593	830	7M0827550G, 7M0827550F, 7M0827550D	DT2043
ALHAMBRA (7V8, 7V9) 	10/97 → 03/10	18	452	350	7M3827550A, 7M3823359A	CT1394
ALHAMBRA (7V8, 7V9) 	10/97 → 03/10	21	593	830	7M0827550G, 7M0827550F, 7M0827550D	DT2043
ALHAMBRA II (710) 	05/10 →	21	542	740	7N0827550	DT2018
ALHAMBRA II (710) 	10/10 →	18	552	295	7N0823359	CT2280

ALTEA






ALTEA (5P1) 	03/04 →	18	500	480	5P0827550A	CT2013
ALTEA XL (5P5, 5P8) 	10/06 →	18	420	510	5P8827550	CT1309

AROSA




AROSA (6H) 	01/97 →	18	500	320	8L0823359, 6X0827550A, 6X0827550	CT2014
---	---------	----	-----	-----	--	---------------

				
Make - Model - Type Application	Production Period	DØ L Ff	OEM Ref.	Order Ref.







CORDOBA



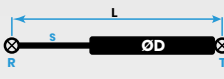


CORDOBA I (6K2/C2) 	02/93 → 06/99	18	285	330	6K5827550, W06K5827550	CT1092
CORDOBA I VARIO (6K5) 	09/96 → 06/99	18	500	480	6K0827550, 6K0827550A	CT2013
CORDOBA II (6K2) 	06/99 → 12/02	18	287	365	6K5827550C	CT1101
CORDOBA II VARIO (6K5) 	06/99 →	18	500	480	6K0827550, 6K0827550A	CT2013
CORDOBA III (6L2) 	09/02 →	18	285	600	6L5827550B	CT1091


EXEO

EXEO (3R2) 	12/08 → 05/13	21	298	700	8E5827552J, 8E5827552K	DT1018
EXEO (3R2) 	12/08 → 05/13	18	722	325	8E0823359A	CT2608
EXEO ST (3R5) 	06/09 →	18	488	510	6R9827550, 3R9827550	CT1502






IBIZA

IBIZA I (021A) 	06/84 → 12/93	18	696	220	XO39503120, XO39507910, SE021526200A	CT2590
IBIZA II (6K1) 	12/93 → 08/99	18	525	320	6K6827550, W06K6827550	CT2176
IBIZA III (6K1) 	08/99 → 02/02	18	527	350	6K6827550A	CT2190
IBIZA IV (6L1) 	02/02 →	18	500	470	6L6827550B	CT2009
IBIZA V (6J5) 	03/08 →	18	560	290	6J4827550B, 6J4827550	CT2306
IBIZA V SPORTCOUPE (6J1) 	07/08 →	18	452	455	6J3827550	CT1395


 Make - Model - Type Application	 Production Period	 DØ L F1			 OEM Ref.	 Order Ref.
--	--	---	--	--	---	---

IBIZA V ST (6J8) 	03/10 →	18	487	645	6J8827550B	CT1500
---	---------	----	-----	-----	------------	---------------


LEON

LEON (1M1) 	11/99 →	18	500	450	1M6827550A	CT2030
LEON (1M1) 	11/99 →	18	574	330	1M0823359A	CT2358
LEON (1P1) 	09/05 →	18	500	340	1P0827550A, 1P0827550	CT2031
LEON SC (5F5) 	02/13 →	18	483	440	5F3827550A	CT1481
LEON ST (5F8) 	08/13 →	18	590	540	5F9827550B	CT2411


MALAGA

MALAGA (023A) 	11/84 → 12/93	18	255	340		CT1038
--	---------------	----	-----	-----	--	---------------


MARBELLA

MARBELLA (028) 	08/86 → 10/98	18	549	240	SE028526200B, XO39553290	CZ2007
---	---------------	----	-----	-----	-----------------------------	---------------


MII






MII (KF1) 	10/11 →	18	362	390	1ST827550B	CT1203
--	---------	----	-----	-----	------------	---------------



R281

R281 	06/75 → 12/86	18	600	310	XO39303770	CT2449
---	---------------	----	-----	-----	------------	---------------






RITMO



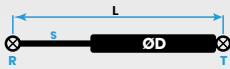


RITMO / RONDA (022A) 	07/83 → 11/88	18	600	540	XO39481770	CT2450
---	---------------	----	-----	-----	------------	---------------

				
Make - Model - Type Application	Production Period	DØ L F1	OEM Ref.	Order Ref.


RITMO / RONDA (02R2)  *3	78 → 07/83	18	600	200	XO39401990	CT2432
RITMO / RONDA (02R2) 	07/83 → 11/88	18	600	360	XO39462450, SE02252620A	CT2434

TOLEDO





TOLEDO I (1L) 	01/91 → 03/99	18	515	500	1L0827550, W1L0827550, 1L0827550A	CT2130
TOLEDO II (1M2) 	04/99 →	18	278	530	1M5827550B	CT1072
TOLEDO II (1M2) 	04/99 →	18	574	330	1M0823359A	CT2358
TOLEDO III (5P2) 	10/04 →	18	870	370	5P5827550	CT2636
TOLEDO III (5P2) 	05/06 → 05/09	18	870	240	5P5 827 550A, 5P5 827 550	CT2637

				
Make - Model - Type Application	Production Period	DØ L F1	OEM Ref.	Order Ref.





SKODA**CITIGO**

CITIGO 	10/11 →	18	362	390	1ST827550B	CT1203
---	---------	----	-----	-----	------------	---------------




FABIA

FABIA (6Y2) 	11/99 →	18	440	600	6Y0827550A	CT1348
FABIA (6Y3) 	04/01 →	18	278	490	6Y5827550A	CT1069
FABIA (6Y5) 	11/00 →	18	440	600	6Y0827550A	CT1348
FABIA II 	12/06 →	18	495	440	5J6827550B	CT1523


FAVORIT






FAVORIT 	→ 10/93	18	510	420	441964920386	CT2101
FAVORIT 	→ 10/93	18	527	450	441964420486	CT2186
FAVORIT PICK-UP 	91 → 95	18	516	220	441564420066	CT2135
FAVORIT PICK-UP 	89 → 94	18	527	160		CT2187

FELICIA

FELICIA 	10/94 → 03/98	18	527	450	6U0827551B, 6U0827551A, 441964420476	CT2186
FELICIA PICK-UP 	→ 94	18	527	220		CT2188
FELICIA VAN PLUS 	→ 94	18	700	325	441664420086	CT2595

FORMAN

FORMAN 	→ 10/93	18	527	450	441964420486	CT2186
---	---------	----	-----	-----	--------------	---------------











 Make - Model - Type Application	 Production Period	 DØ	L	FI	 OEM Ref.	 Order Ref.
--	--	--	---	----	---	---



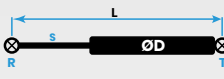


FORMAN PLUS 	→ 09/94	18	700	325	441664420076	CT2596
--	---------	----	-----	-----	--------------	---------------

FURGON






FURGON 	→	18	510	220		CT2090
---	---	----	-----	-----	--	---------------

OCTAVIA


OCTAVIA (1U2) 	09/96 → 09/00	18	492	470	1U6827550B, 1U6827550A, 1U6827550, 1U6827550C	CT1514
OCTAVIA (1U2) 	09/00 →	18	495	515	1U6827550F	CT1526
OCTAVIA (1U2) 	09/00 →	18	497	500	1U6827550E	CT1536
OCTAVIA (1U5) 	07/98	18	405	550	1U9827550A, 1U9827550B	CT1276
OCTAVIA (5E3) 	11/12 →	18	500	540	5E5827550A, 5E5827550	CT2038
OCTAVIA COMBI (5E5) 	11/12 →	18	660	500	5E9827550	CT2543
OCTAVIA II (1Z3) 	02/04 →	18	585	405	1Z5827550F, 1Z5827550B, 1Z5827550C, 1Z5827550E, 1Z5827550D, 1Z5827550	CT2396
OCTAVIA II (1Z5) 	02/04 →	18	490	480	1Z9827550	CT1509
OCTAVIA RS (1U2)  <small>*Rally Sport version</small>	09/00 →	18	495	550	1U6827550G	CT1527
OCTAVIA RS (1U2)  <small>*Rally Sport version</small>	09/00 →	18	495	565	1U6827550H	CT1528

				
Make - Model - Type Application	Production Period	DØ L Ff	OEM Ref.	Order Ref.







RAPID






RAPID  *for number 5J0/8M0	07/12 →	18	520	535	5JA827550A	CT2154
RAPID  *for number 5J4/8M0	07/12 →	18	520	560	5JA827550	CT2155
RAPID  *for number 5J4/8M1	07/12 →	18	520	590	5JA827550B	CT2156
RAPID  *for number 5J8	07/12 →	18	520	635	5JA827550C	CT2157
RAPID SPACEBACK (NH1) 	07/12 →	18	540	420	5JJ827550A, 5JJ827550D, 5JJ827550C, 5JJ827550B	CT2231

ROOMSTER


ROOMSTER (5J) PRAKTIK (5J) 	09/06 →	18	420	600	5J7827550	CT1312
---	---------	----	-----	-----	-----------	---------------






SUPERB

SUPERB 	02/02 →	18	278	520	3B5827550E	CT1071
SUPERB (3T4) 	03/08 →	18	404	310	3T5827552	CT1270
SUPERB (3T4) 	03/08 →	18	538	650	3T5827550	CT2221
SUPERB (3U4) 	02/02 → 03/08	18	720	350	3U0823359	CT2606
SUPERB 3T4, SUPERB ESTATE (3T5) 	03/08 →	18	728	315	3T0823359	CT2612
SUPERB II (3T5) 	10/09 → 2015	18	600	580	3T9827550, 3T982755001S	CT2451


 <p>Make - Model - Type Application</p>	 <p>Production Period</p>	 <p>DØ L F1</p>	 <p>OEM Ref.</p>	 <p>Order Ref.</p>
---	---	--	--	--

YETI


<p>YETI (5L)</p> 	<p>05/09 →</p>	<p>18</p>	<p>522</p>	<p>490</p>	<p>5L6827550</p>	<p>CT2158</p>
--	----------------	-----------	------------	------------	------------------	----------------------

				
Make - Model - Type Application	Production Period	DØ L FI	OEM Ref.	Order Ref.


SMART**CITY-COUPÉ**

CITY-COUPÉ (450) 	01/03 → 01/04	15	305	130	0000618V007, 113000013	BT1015
---	---------------	----	-----	-----	---------------------------	---------------




FORFOUR

FORFOUR 	01/04 → 06/06	18	532	360	A4547400145	CT2199
--	---------------	----	-----	-----	-------------	---------------


FORTWO






FORTWO COUPÉ 	01/07 →	18	445	90	A4519880004	CT1365
--	---------	----	-----	----	-------------	---------------

ROADSTER

ROADSTER 	04/03 →	18	300	240	0009223V, Q0009223V003, 0009223V005	CT1133
ROADSTER 	04/03 → 2006	18	435	170	Q0009235V005, Q0009235V004	CT1332
ROADSTER Coupe (452) 	04/03 → 11/05	18	435	170	Q0009235V005, Q0009235V004	CT1332



SMART

SMART (MC01) 	07/98 →	15	305	130	0000618V007, 113000013	BT1016
---	---------	----	-----	-----	---------------------------	---------------




						
Make - Model - Type Application	Production Period	DØ	L	F1	OEM Ref.	Order Ref.






SSANGYONG

KYRON

KYRON 	05/05 →	18	410	330	7115009000	CT1291
KYRON 	05/05 →	18	527	620	7145009000, 7146009000	CT2181

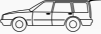

REXTON

REXTON 	04/02 →	18	310	430	7115008100	CT1147
REXTON 	04/02 →	18	353	150	7143608100	CT1197
REXTON 	04/02 →	18	550	620	7140608110, 7141608110, 7140608100, 7141608100	CT2272


				
Make - Model - Type Application	Production Period	DØ L F1	OEM Ref.	Order Ref.

SUBARU


IMPREZA






IMPREZA (GD, GG) ESTATE 	12/00 → 2007	18	568	330	63269FE000	CT2327
IMPREZA (GF) ESTATE 	08/92 → 12/00	18	613	300	60315FA010, 60335FA120, 60335FA000, 60335FA100	CT2483

JUSTY

JUSTY IV 	01/07 →	18	414	410	68950B1031, 68960B1031	CT1300
---	---------	----	-----	-----	---------------------------	---------------






LEGACY

LEGACY V, OUTBACK 	09/09 →	18	510	365	57259AJ010	CT2102
--	---------	----	-----	-----	------------	---------------


				
Make - Model - Type Application	Production Period	DØ L F1	OEM Ref.	Order Ref.

SUZUKI


ALTO

ALTO (FF) 	09/04 → 12/08	18	580	209	81860-M76G2-0A000, 81860-M76G2-0A, 81860-A79G0-0	CZ2015
ALTO 5 (GF) 	01/09 →	18	378	300	81860M68K00, 81850M68K00	CT1231
ALTO I (SS80) 	06/82 → 12/85	18	670	360	81860M70F10000, 81850M76G20A, 81860M76G20A	CT2554
ALTO II (EC) 	01/86 → 11/93	18	670	360	81860M70F10000, 81850M76G20A, 81860M76G20A	CT2554
ALTO III (EF) 	09/94 → 06/02	18	670	360	81860M70F10000, 81850M76G20A, 81860M76G20A	CT2554



BALENO

BALENO Station wagon (EG) 	03/97 → 05/02	18	500	420	81850-63G00-000, 81850-63G00-X10	CZ2001
--	---------------	----	-----	-----	-------------------------------------	---------------


IGNIS

IGNIS II 	09/03 → 2008	18	550	280	8186086G00000, 8185086G00X10, 8185086G00000	CT2269
---	--------------	----	-----	-----	---	---------------


JIMNY

















JIMNY 	81 → 87	18	465	113	81860A80100	CT1425
JIMNY SUV (SN) 	09/98 →	18	450	150	8180081812	CT1384






SA310



SA310 (SWIFT) 	82 → 89	18	465	113	81860A80100	CT1425
--	---------	----	-----	-----	-------------	---------------






SA413

SA413 (SWIFT) 	82 → 89	18	465	113	81860A80100	CT1425
--	---------	----	-----	-----	-------------	---------------

 Make - Model - Type Application	 Production Period	 DØ L FI			 OEM Ref.	 Order Ref.
SAMURAI						
SAMURAI (SJ) 	11/88 →	18	465	113	81860A80100	CT1425
SAMURAI SJ410 	09/81 → 12/88	18	465	113	81860A80100	CT1425
SAMURAI SJ413 	09/84 → 08/90	18	465	113	81860A80100	CT1425
SIERRA						
SIERRA (SAMURAI) 	82 → 89	18	465	113	81860A80100	CT1425
SPLASH						
SPLASH (EX) 	01/08 →	18	507	420	81850-51810, 81860-51810	CT2088
SWIFT						
SWIFT III (SG) 	02/05 → 10	18	439	410	8185062J00, 8180063811, 8180162811000	CT1341
SWIFT IV (FZ/NZ) 	09/10 →	18	510	270	8186068L00, 8185068L00	CT2105
SX4						
SX4 	06/06 →	18	445	420	8185079J00, 8186079J01, 8186079J00	CT1368
VITARA						
VITARA (ET, TA) 	07/88 → 03/98	18	557	135	9390085C00	CT2303
VITARA (ET, TA) 	07/88 → 03/98	18	587	100	8185185C00	CZ2020
WAGON						
WAGON + (MM)  *right side	05/00 →	18	645	470	8185083E10, 8185084E00	CZ2025



 <p>Make - Model - Type Application</p>	 <p>Production Period</p>	 <p>DØ L F1</p>			 <p>OEM Ref.</p>	 <p>Order Ref.</p>
---	---	--	--	--	--	--

<p>WAGON + (MM)</p>  <p>*left side</p>	<p>05/00 →</p>	<p>18</p>	<p>645</p>	<p>470</p>	<p>8186084E00, 8186083E10</p>	<p>CZ2025</p>
<p>WAGON R+ (MM)</p> 	<p>02 → 07</p>	<p>18</p>	<p>643</p>	<p>475</p>	<p>4705437, 4705436</p>	<p>CT2521</p>






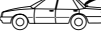

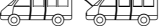
				
Make - Model - Type Application	Production Period	DØ L FI	OEM Ref.	Order Ref.

TOYOTA


AURIS



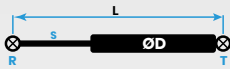


AURIS (NZE18, ZRE18) 	10/12 →	18	378	520	6895002120	CT1232
AURIS (ZE15, RE15) 	10/06 →	18	443	455	6896002081	CT1357


AVENSIS

AVENSIS 	09/97 → 04/03	18	450	600		CT1379
AVENSIS (T22) 	09/97 → 10/00	18	498	540	6895009050	CT1540
AVENSIS (T25) 	04/03 → 2008	18	445	550	6895005060, 6895009150, 6896005072, 6894005072, 6896009100, 6896005060, 6896009090, 6895009140	CT1362
AVENSIS (T25) 	04/03 → 2008	18	485	565	6896009090, 6895009140	CT1486
AVENSIS (T27) 	02/09 →	18	440	530	6895005080	CT1343
AVENSIS (_T22_) 	09/97 → 10/00	18	500	540	68960-09080, 68950-09050, 68960-05040	CT2015
AVENSIS Station wagon (_T22_) 	09/97 → 10/00	18	450	600	68960-05050, 68950-05050	CT1380
AVENSIS VERSO (_M2_) 	08/01 → 11/09	18	433	560	68960-44080	CZ1010


AYGO

AYGO 	07/05 →	18	555	305	689500H020, 689500H010	CT2285
---	---------	----	-----	-----	---------------------------	---------------


				
Make - Model - Type Application	Production Period	DØ L F1	OEM Ref.	Order Ref.

AYGO (B10) 	07/05 → 2014	18	517	295	8731LO, 689500H020, 689500H010	CT2140
---	--------------	----	-----	-----	-----------------------------------	---------------


CAMRY

CAMRY 	11/01 → 11/06	18	736	315	53440AA011	CT2619
--	---------------	----	-----	-----	------------	---------------


CARINA


CARINA E (T19) 	04/92 → 09/97	18	610	420	6895005010	CT2475
---	---------------	----	-----	-----	------------	---------------


COMPACT


COMPACT (E11) 	04/97 → 01/02	18	495	510	6896002010, 6895002020, 6895009090, 6896009060	CT1519
--	---------------	----	-----	-----	---	---------------


COROLLA


COROLLA 	04/97 → 01/02	18	495	500		CT1520
--	---------------	----	-----	-----	--	---------------


COROLLA (E12U) 	01/02 →	18	468	440	6895002040, 6896002030, 689600W170, 689500W170	CT1430
---	---------	----	-----	-----	---	---------------


COROLLA (_E11_) 	05/97 → 02/00	21	475	400	68960-19675, 68960-80057, 68960-19705	DZ1002
--	---------------	----	-----	-----	---	---------------



















COROLLA COMPACT (E11) 	04/97 → 01/02	18	495	570	6896002010, 6895002020, 6895009090, 6896009060	CT1521
--	---------------	----	-----	-----	---	---------------

















COROLLA HATCHBACK (E11) 	04/97 → 01/02	18	495	510	6896002010, 6895002020, 6895009090, 6896009060	CT1519
--	---------------	----	-----	-----	---	---------------






COROLLA LIFTBACK (E11) 	04/97 → 01/02	18	497	570	6896002010, 6895002020, 6895009090, 6896009060	CT1534
---	---------------	----	-----	-----	---	---------------

COROLLA Station wagon (_E11_) 	04/97 → 02/00	18	720	310	68950-80043	CZ2028
--	---------------	----	-----	-----	-------------	---------------

COROLLA Station wagon (_E11_) 	04/97 → 02/00	18	720	310	68960-19595	CZ2028
--	---------------	----	-----	-----	-------------	---------------

 Make - Model - Type Application	 Production Period	 DØ L FI			 OEM Ref.	 Order Ref.
COROLLA VERSO 	01/02 →	18	510	550	689600W091, 689500W101	CT2097
COROLLA VERSO (E12J) 	01/02 →	18	510	545	689600W091, 689500W101	CT2098
COROLLA VERSO (ZER, ZZE) 	03/04 →	18	530	545	689600F010, 689500F011, 689600F011, 689500F010, 689500F012, 689600F012	CT2196
COROLLA WAGON(E12J) 	01/02 →	18	434	585	689500W140, 689600W140	CT1329
HILUX						
HILUX III (KUN)  *with hardtop	08/05 →	15	318	160	6603025	BT1020
HILUX III (KUN) 	08/05 →	18	420	295	534400W230, 534500W190	CT1311
IQ						
IQ (GJ1, AJ1) 	01/09 →	18	338	365	689600W580, 689600W570	CT1180
LAND						
LAND CRUISER 100 	01/98 → 08/07	21	436	363	5345069026	DT1035
LAND CRUISER 120 	09/02 → 02/10	21	455	300	5345069075	DT1038
LAND CRUISER 150 (J15) 	03/09 →	18	527	260	534500W180, 534400W220	CT2191
LAND CRUISER G150 (JG15) 	03/09 →	15	434	120	689300W010	BT1031
LAND CRUISER G150 (JG15) 	03/09 →	15	465	120	689300W020	BT1038
PICNIC						
PICNIC (_XM1_) 	08/96 → 09/00	21	575	685	68960-44010	DZ2002

 Make - Model - Type Application	 Production Period	 DØ L FI			 OEM Ref.	 Order Ref.
PREVIA						
PREVIA (_R3_) 	02/00 → 02/06	18	637	530	68960-28220	CZ2024
PRIUS						
PRIUS 	08/03 → 2009	18	493	445	689500W251, 689600W240	CT1515
PRIUS III (ZVW3) 	06/08 →	18	502	450	689600Q010, 689600W531, 689500Q010, 689500W541	CT2062
STARLET						
STARLET (_P9_) 	01/96 → 10/99	18	590	300	68960-80050, 68960-19645	CZ2021
VERSO						
VERSO 	04/09 →	18	473	535	689600F031, 689500F031, 689500F030, 689600F030	CT1454
VERSO - S 	11/10 →	18	408	580	6895052361, 6896052381	CT1287
YARIS						
YARIS 	11/05 → 2011	18	430	370	689600D010, 689600D012, 689500D021, 689500D020, 689600D011, 689500D022	CT1323
YARIS (NLP13, NSP13, NCP13, KCP13) 	09/11 →	18	416	395	689600W620	CT1303
YARIS (SP90) 	04/99 → 2005	18	500	245	6895009110	CT2055
YARIS (_P13_) 	12/10 →	18	416	405	68950-0W640, 68960-0W620, 68950-0W660	CT1302
YARIS (_P1_) 	03/03 → 09/05	18	505	255	68950-59065, 68950-05925, 68950-09120	CZ2002

 <p>Make - Model - Type Application</p>	 <p>Production Period</p>	 <p>DØ L F1</p>	 <p>OEM Ref.</p>	 <p>Order Ref.</p>
---	---	--	--	--


TWEKS (ТВЭКС)

ВП-05


ВП-05 		18 450 340	21086308015	CT1377
--	--	----------------	-------------	---------------






UAZ

3160

3160 	→ 99	18 414 260	21216308015	CT1297
---	------	----------------	-------------	---------------


PATRIOT

PATRIOT 3163 	08/05 →	18 502 250	12823101501	CT2061
---	---------	----------------	-------------	---------------



				
Make - Model - Type Application	Production Period	DØ L FI	OEM Ref.	Order Ref.

VAUXHALL









ADAM






ADAM 	10/12 →	18	600	255	13352789	CT2439
---	---------	----	-----	-----	----------	---------------





AGILA

AGILA  *right side	09/00 →	18	645	470	4705436, 4705684, 9210307, 9209569	CZ2025
AGILA  *left side	09/00 →	18	645	470	9210308, 4705437, 9209570, 4705685	CZ2025


ASTRA

ASTRA CARAVAN Mk II  *up to chassis- J2502492 -JE100000	09/84 → 08/87	21	699	540	132734, 90196023	DT2076
ASTRA CARAVAN Mk II  *from chassis J2502493- JE100001-	08/87 → 08/91	18	700	320	90241996 (90241995 without wiper)	CT2593
ASTRA CARAVAN Mk III  *with loudspeaker	09/91 → 01/98	18	507	600	90341378, 132719	CT2080
ASTRA CARAVAN Mk III  *without loudspeaker	09/91 → 01/98	18	510	550	13272, 90341377	CT2094
ASTRA CARAVAN Mk IV 	01/98 → 03/04	18	565	500	132739, 90559245	CT2313
ASTRA MK II 	09/84 → 08/91	18	550	355	90159607	CT2266
ASTRA MK II 	09/84 → 08/91	18	550	320	90191920	CT2267
ASTRA MK II 	09/84 → 08/91	18	550	410	90191627	CT2268





 Make - Model - Type Application	 Production Period	 DØ L FI			 OEM Ref.	 Order Ref.
---	---	--	--	--	--	--

ASTRA MK III 	09/91 → 01/98	18	590	350	90341282	CT2408
ASTRA MK III (F) 	01/91 → 09/98	18	283	400	90486893, 176604	CT1085
ASTRA MK IV  <small>*3, without OPC, ECO, SPORT, SRI version</small>	01/98 → 03/04	18	534	480	24411022	CT2204
ASTRA MK IV  <small>*35, without OPC, ECO, SPORT, SRI version</small>	01/98 → 03/04	18	537	430	90521517	CT2217





CALILBRA



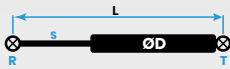


CALILBRA 	06/90 → 08/97	18	568	430	90346469	CT2324
---	---------------	----	-----	-----	----------	---------------


CARLTON

CARLTON CARAVAN MK II 	01/86 → 02/94	18	510	520	90246621 (90246620 without speakers)	CT2096
CARLTON CARAVAN MK II 	08/77 → 08/86	18	580	340	132682, 90043132	CT2374
CARLTON MK III  <small>*from chassis N1145949-</small>	01/91 → 03/94	18	364	180	90275102, 176603	CT1206
CARLTON MK III  <small>*up to chassis -N1145948</small>	09/86 → 01/91	18	364	240	90275080, 176601, 176602, 90275073	CT1207







CAVALIER

CAVALIER MK II 	09/81 → 10/88	18	507	350	90195260	CT2084
CAVALIER MK II 	09/81 → 10/88	18	510	440	90158125	CT2092
CAVALIER MK II 	09/81 → 10/88	18	510	390		CT2093
CAVALIER MK III 	91 → 09/95	18	473	570	90227934	CT1449


				
Make - Model - Type Application	Production Period	DØ L FI	OEM Ref.	Order Ref.

CAVALIER MK III 	04/88 → 09/95	18	473	530	90227936	CT1450
--	---------------	----	-----	-----	----------	---------------





CORSA

CORSA MK I 	03/93 → 09/00	18	543	360	90481270	CT2239
CORSA MK I 	03/93 → 09/00	18	545	320	90481269	CT2244
CORSA MK I 	03/93 → 09/00	18	565	360	90388707	CT2314
CORSA MK II 	09/00 →	18	475	350	9114311	CT1460
CORSA MK III 	07/06 →	18	603	240	13182537	CT2462
CORSA MK III 	07/06 →	18	610	245	13182309	CT2476


FRONTERA






FRONTERA MK II 	10/98 → 2003	18	500	135		CT2022
---	--------------	----	-----	-----	--	---------------

INSIGNIA




INSIGNIA 	07/08 →	18	500	660	13332570, 13321298, 13246577	CT2029
INSIGNIA 	07/08 →	18	720	180	13252173, 1180016	CT2605
INSIGNIA SPORTS TOURER R  <small>*without automatic opening</small>	07/08 →	18	652	750	13247949, 176676	CT2538
INSIGNIA SPORTS TOURER R  <small>*with automatic opening</small>	07/08 →	21	661	800	176541, 13332885, 13278257, 132020	DT2068

MERIVA



MERIVA 	05/03 →	18	540	540	5132262, 93386999	CT2229
---	---------	----	-----	-----	-------------------	---------------

 Make - Model - Type Application	 Production Period	 DØ	L	FI	 OEM Ref.	 Order Ref.
--	--	--	---	----	---	---



NOVA

NOVA 	09/82 → 03/93	21	613	620	132696, 132713, 90127137, 90138517	DT2053
NOVA 	09/82 → 03/93	18	613	560	90127136, 132694, 132712, 90119276	CT2481
NOVA 	09/82 → 03/93	18	613	640	90138518, 90127138, 132695, 132714	CT2482



OMEGA

OMEGA 	02/94 → 07/03	18	440	370	176605, 90379054	CT1352
OMEGA CARAVAN 	02/94 → 07/03	18	510	620	90379081	CT2104


SENATOR

SENATOR  <small>*from chassis N1145949-</small>	01/91 → 09/93	18	364	180	90275102, 176603	CT1206
SENATOR  <small>*up to chassis -N1145948</small>	09/87 → 01/91	18	364	240	90275080, 176602	CT1207


SIGNUM






SIGNUM 	05/03 → 2008	21	483	700	13191401, 9180256, 176609, 13247868	DT1046
SIGNUM 	05/03 →	18	650	310	1178224, 24454473	CT2536

SINTRA






SINTRA 	09/96 → 04/99	21	725	820	, 10400854, 132737, 132736, 10233372, 132729, 10400855	DT2081
---	---------------	----	-----	-----	--	---------------

TIGRA


TIGRA  <small>*use old bracket on the left side</small>	07/94 → 12/00	18	828	355	90481180	CT2632
--	---------------	----	-----	-----	----------	---------------

 Make - Model - Type Application	 Production Period	 DØ L FI			 OEM Ref.	 Order Ref.
--	--	---	--	--	---	---



VECTRA






VECTRA MK I  <small>*from chassis X1000001-</small>	10/95 → 04/02	15	305	45	90463253, 176387	BT1017
VECTRA MK I  <small>*5, up to chassis -W5999999</small>	10/95 → 98	18	469	560	90463749	CT1434
VECTRA MK I  <small>*from chassis X1000001-</small>	35887	18	470	600	9152393	CT1443
VECTRA MK I, VECTRA CARAVAN MK I 	10/95 → 04/02	21	250	850	1180402, 90463721	DT1007
VECTRA MK II 	04/02 →	18	265	520	9177081, 176607	CT1051
VECTRA MK II  <small>*closed manually</small>	04/02 →	18	570	570	13101335, 132691	CT2351
VECTRA MK II GTS  <small>*sport type</small>	08/02 → 2008	18	475	640	, 176608, 09180255, 13241974, 0176608	CT1462
VECTRA MK II, VECTRA CARAVAN MK II 	04/02 →	18	650	310	1178224, 24454473	CT2536

VIVARO

VIVARO 	08/01 →	21	905	730	91168256, 4414419	DT2100
---	---------	----	-----	-----	-------------------	---------------



ZAFIRA

ZAFIRA 	04/99 →	21	545	630	132742, 90579440	DT2020
ZAFIRA MK II 	07/05 →	21	505	610	132749, 13128759	DT2004




				
Make - Model - Type Application	Production Period	DØ L F1	OEM Ref.	Order Ref.

VOLKSWAGEN






AMAROK

AMAROK  *with hardtop	09/10 →	18	445	220	2H782755001, C160419	CT1361
AMAROK 	09/10 →	18	525	150	STRT0017	CT2170



BEETLE






BEETLE 	04/11 →	18	678	630	5C5827550A	CT2570
BEETLE 	10/11 →	18	684	550	5C5827550	CT2578
BEETLE CABRIOLET (5C7) 	12/12 →	18	345	400	5C3827550	CT1187







BORA

BORA (1J) 	10/98 →	18	500	350	8L0823359, 1J0823359	CT2007
BORA (1J2) 	10/98 →	18	278	490	3B5827550A	CT1069
BORA (1J2) 	03/00 → 05/05	18	278	500	8D5 827 550F, 8D5 827 550C, 3B5 827 550	CT1070
BORA VARIANT (1J6) 	05/99 →	18	500	500	1J6827550	CT2016
BORA Variant (1J6) 	09/01 → 05/05	18	500	520	1J6 827 550 C, 1J6 827 550, 1J6 827 550 E	CT2017


CADDY

CADDY I (14) 	01/82 → 95	18	500	220	147827550	CT2018
CADDY III 	08/10 →	18	361	540	1T0823359D	CT1201


						
Make - Model - Type Application	Production Period	DØ	L	F1	OEM Ref.	Order Ref.

CADDY III (2KA, 2KH) 	03/04 →	18	404	460	1T0823359A, 1T0823359	CT1269
CADDY III (2KA, 2KH) 	03/04 →	21	720	870	2K0827550A, 2K0827550	DT2080
CADDY III (2KB, 2KJ) 	03/04 →	18	404	460	1T0823359A, 1T0823359	CT1269
CADDY III (2KB, 2KJ) 	03/04 →	21	720	870	2K0827550A, 2K0827550	DT2080
CADDY MAXI 	2008 →	18	404	460	1T0823359A, 1T0823359	CT1269
CADDY MAXI 	2008 →	21	720	870	2K0827550A, 2K0827550	DT2080



CC

CC (358) 	11/11 → 12/16	18	690	380	3C8 823 359	CT2585
---	---------------	----	-----	-----	-------------	---------------


CORRADO

CORRADO (53I) 	08/88 → 12/95	18	640	390	535827550A	CT2519
--	---------------	----	-----	-----	------------	---------------



EOS

EOS 	03/06 →	18	500	375	1Q0827550B, 1Q0827550A	CT2020
EOS 	03/06 →	18	735	300	1Q0823359	CT2618






FOX















FOX (5Z1) 	10/03 →	18	463	360	5Z6827550B	CT1422
--	---------	----	-----	-----	------------	---------------






GOLF









GOLF I (17) 	04/74 → 07/83	18	500	480	171827550A	CT2024
GOLF II (19E) 	06/84 → 10/91	18	500	280	1918827550A	CT2025

*from chassis
6314422/5370348




 Make - Model - Type Application	 Production Period	 DØ L FI			 OEM Ref.	 Order Ref.
---	---	--	--	--	--	--

GOLF II (19E)  <small>*up to chassis 19E780000</small>	08/83 → 06/84	18	500	270	1918827550	CT2026
GOLF III (1E7) 	07/93 → 05/98	21	175	700	1E0827550, 1E0827550B	DT1001
GOLF III (1H1)  <small>*FE.OA5 Restyling</small>	11/91 → 08/97	18	500	350	1H6827550A, 1H6827550	CT2027
GOLF III CABRIO (1E7) 	01/98 → 01/01	18	500	350	8L0823359	CT2007
GOLF III CABRIO (1E7)  <small>*from chassis 1E1K010830</small>	01/01 → 02/02	18	500	440	8J0823359C	CT2028
GOLF III VARIANT (1H5) 	07/93 → 04/99	18	585	360	1H9827550A	CT2393
GOLF IV (1J) 	08/97 → 98	18	500	350	8L0823359, 1J0823359	CT2007
GOLF IV (1J1) 	08/97 → 10/03	18	500	500	1J6827550	CT2016
GOLF IV (1J5) 	08/97 →	18	500	500	1J9827550, 1J6827550C	CT2016
GOLF IV Variant (1J5) 	05/99 → 06/01	18	500	350	8J0823359, 6X0827550, 1J0823359	CT2007
GOLF V (1K1) 	10/03 →	18	450	535	1K6827550D	CT1382
GOLF V (1K1) 	10/03 → 07/08	18	450	535	1K6827550F, 1K6827550D, 1K6827550E	CT1383
GOLF V (1K1), GOLF V (1K5) VARIANT 	10/03 → 07/08	18	730	250	1K0823359A	CT2614
GOLF V (1K5) VARIANT 	06/07 → 06/09	18	527	420	1K9827550A	CT2189




						
Make - Model - Type Application	Production Period	DØ	L	F1	OEM Ref.	Order Ref.






GOLF V PLUS (5M1) 	01/05 →	18	480	550	5M0827550, 5M0827550A	CT1470
GOLF VI 	10/08 →	18	439	550	5K6827550B	CT1340
GOLF VI 	10/08 →	18	728	265	5K0823359D	CT2611
GOLF VI Cabrio (517) 	03/11 → 05/16	18	258	370	5K7 827 550A, 5K7 827 550B	CT1045
GOLF VII 	11/12 →	18	519	530	5G6827550D	CT2142
GOLF VII 	11/12 →	18	530	500	5G6827550C	CT2197
GOLF VII 	11/12 →	18	779	285	5G0823359	CT2630
GOLF VII KOMBI (BA5) 	05/13 →	18	548	520	5G9827550	CT2259




JETTA

JETTA III (1K2) 	08/05 →	21	300	710	1K5827550C	DT1020
JETTA III (1K2) 	08/05 →	18	730	250	1K0823359A	CT2614
JETTA IV (162) 	06/10 →	18	489	110	5C6827550	CT1503



LUPO

LUPO (6X, 6E) FSI, TDI  <small>*from chassis 6E1010000</small>	11/00 →	18	500	365	6E0827550B	CT2032
LUPO (6X, 6E) GTI  <small>*from chassis 6E1010000</small>	04/98 →	18	500	365	6E0827550B	CT2032
LUPO (6X, 6E) GTI, FSI, TDI 	04/98 →	18	500	190	6X0823359B	CT2033



 Make - Model - Type Application	 Production Period	 DØ L FI			 OEM Ref.	 Order Ref.
---	---	--	--	--	--	--

LUPO (6X, 6E) WITHOUT GTI, FSI, TDI  <small>*from chassis 6X1049578</small>	11/00 →	18	479	300	6X0823359C	CT1467
LUPO (6X, 6E) WITHOUT GTI, FSI, TDI 	04/98 → 11/00	18	500	280	6X0823359A, 6E0827550C	CT2034
LUPO (6X, 6E) WITHOUT GTI, FSI, TDI 	04/98 → 11/00	18	500	350	8L0823359, 6X0827550A, 6X0827550	CT2007




MULTIVAN

MULTIVAN V 	04/03 →	26	755	1080	7H0827550B	ET2007
MULTIVAN VI (SGF, SGM, SGN, SHM, SHN) 	04/15 →	18	390	360	7H0823359C, 7H0823359A, 7H0823359B	CT1247



NADBUDÓWKA



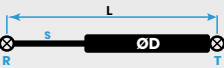


NADBUDÓWKA SAMOCHODU VW 		18	585	200		CT2395
NADBUDÓWKA SAMOCHODU VW 		18	685	200		CT2582

NEW BEETLE


NEW BEETLE (9C) 	01/98 →	18	600	330	1C0827550A, 1C0827550D, 1C0827550C, 1C0827550B	CT2447
NEW BEETLE (9C) 	01/98 →	18	680	270	1C0823359C, 1C0823359D, 1C0823359B	CT2576
NEW BEETLE CONVERTIBLE (1Y7) 	09/02 →	18	201	250	1Y0827550D, 1Y0827550F, 1Y0827550B	CT1005

PASSAT ALLTRACK












PASSAT ALLTRACK (365)  <small>*left side with automatic opening</small>	01/12 →	18	453	460	3AF827550C, 3AF827550A	CT1397
PASSAT ALLTRACK (365) 	01/12 →	18	734	320	3AA823359A	CT2617

				
Make - Model - Type Application	Production Period	DØ L F1	OEM Ref.	Order Ref.






PASSAT CC


PASSAT CC 	06/08 →	18	690	380	3C8823359	CT2586
--	---------	----	-----	-----	-----------	---------------

PASSAT




PASSAT III VARIANT (35I) 	02/88 → 05/97	18	515	500	333827550, 3A9827550	CT2126
PASSAT IV (3B2) 	08/96 → 11/00	18	278	490	3B5827550	CT1069
PASSAT IV (3B2) (3B5) 	08/96 → 11/00	18	722	280	3B0823359, 3B0823359B	CT2609
PASSAT IV VARIANT (3B5) 	06/97 → 11/00	18	500	470	3B9827550	CT2009
PASSAT V (3B3) 	09/00 →	18	278	520	3B5827550E	CT1071
PASSAT V (3B3) (3B6) 	09/00 →	18	722	280	3B0823359B	CT2609
PASSAT V VARIANT (3B6) 	09/00 →	18	500	500	1J6827550, 1J6827550C	CT2016
PASSAT VI (3C2) 	03/05 →	18	375	390	3C5827550A, 3C5827550B, 3C5827550C	CT1226
PASSAT VI (3C2), (3C5) 	03/05 →	18	730	380	3C0823359, 3C0823359A	CT2615
PASSAT VI VARIANT (3C5) 	08/05 →	18	450	550	3C9827550A, 3C9827550	CT1386
PASSAT VII (362) B7 	08/10 →	18	367	420	3AE827550A	CT1216
PASSAT VII (362) B7, PASSAT VII VARIANT (365) B7 	08/10 →	18	734	320	3AA823359A	CT2617
PASSAT VII VARIANT (365) B7 	08/10 →	18	453	580	3AF827550B	CT1398

*without automatic opening










 Make - Model - Type Application	 Production Period	 DØ L FI			 OEM Ref.	 Order Ref.
---	---	--	--	--	--	--






PASSAT VII VARIANT (365) B7  <small>*left side with automatic opening</small>	08/10 →	18	453	460	3AF827550C, 3AF827550A	CT1397
--	---------	----	-----	-----	---------------------------	---------------








PHAETON

PHAETON (3D2) 	04/02 →	18	334	610	3D0823359C	CT1176
PHAETON (3D2)  <small>*with automatic opening</small>	04/02 →	18	344	450	3D5827550C	CT1183
PHAETON (3D2)  <small>*without automatic opening</small>	04/02 →	18	344	565	3D5827550B	CT1184




POLO

POLO (6N1) 	10/94 → 10/99	18	431	380	6N0827550A	CT1327
POLO (6N2) 	10/99 → 09/01	18	431	380	6N0827550A	CT1327
POLO (6N2) 	10/99 → 09/01	18	585	250	6N0823359	CT2397
POLO (6R_) 	06/09 →	18	525	325	6R6827550A	CT2179
POLO (86C)  <small>*from chassis X1000001-</small>	07/90 → 09/94	18	507	550	867827550D	CT2087
POLO (86C) 	05/86 → 07/90	18	515	550	867827550C	CT2127
POLO (86C) 	10/81 → 04/86	18	515	550	867827550, 7827550A	CT2128
POLO (9N) 	10/01 →	18	500	380	6Q6827550	CT2039
POLO (9N) 	10/01 →	18	500	400	6Q6827550A, 6Q6827550	CT2040






 Make - Model - Type Application	 Production Period	 DØ L FI			 OEM Ref.	 Order Ref.
--	--	---	--	--	---	---



















POLO (9N) 	10/01 →	18	500	310	6Q0823359, 6Q0823359A	CT2041
POLO (9N_) 	01/02 → 05/07	18	500	380	, 6Q6 827 550C, 6Q0 827 550C	CT2042
POLO (9N_) 	01/02 → 05/07	18	500	310	6Q0 823 359A, 6Q0 823 359C, 6Q6 823 359	CT2043
POLO CLASSIC (6KV5) 	02/97 → 09/01	18	285	330	6K5827550A	CTI092
POLO CLASSIC (6V2) 	12/95 → 09/01	18	287	365	6K5827550C	CTI101
POLO IV SEDAN 	09/02 → 2009	18	255	600	6Q5827550B, 6Q5827550A	CTI041
POLO VARIANT (6KV5) 	04/97 → 09/01	18	500	480	6K0827550, 6K0827550A	CT2013

SCIROCCO













SCIROCCO (137) 	09/08 →	18	457	320	1K8827550A	CTI407
SCIROCCO II (53B) 	08/80 → 07/92	18	500	460	533827550A, 533827550	CT2049
SCIROCCO III (53B) 	08/87 → 07/92	18	500	460	533827550A	CT2049






SHARAN



SHARAN (7M) 	08/00 →	18	452	350	7M3827550A	CTI394
SHARAN (7M) 	09/95 → 07/00	21	593	830	7M0827550G, 7M0827550F, 7M0827550D	DT2043
SHARAN (7M) 	08/00 →	21	593	830	7M0823359G	DT2043
SHARAN (7M8, 7M9, 7M6) 	09/97 → 03/10	18	452	350	7M3827550A	CTI394
SHARAN II (7N) 	05/10 →	21	542	740	7N0827550	DT2018

 Make - Model - Type Application	 Production Period	 DØ L FI			 OEM Ref.	 Order Ref.
SHARAN II (7N) 	10/10 →	18	552	295	7N0823359, 7N0823359	CT2280
TIGUAN						
TIGUAN 	09/07 →	18	495	500	5N0827550A	CT1531
TIGUAN 	09/07 →	18	513	475	5N0827550D	CT2117
TOUAREG						
TOUAREG (7LA) 	10/02 → 05/10	18	315	550	7L6845587, 7L6845587A	CT1157
TOUAREG (7LA) 	10/02 →	18	538	125	7L6823359B	CT2222
TOUAREG II (7P5) 	01/10 →	18	593	605	7P6823359, 7P6827550	CT2419
TOUAREG II (7P5) 	06/10 →	18	655	320	7P6823359	CT2540
TOURAN						
TOURAN (1T1, 1T2) 	02/03 → 12/06	18	404	460	1T0823359A, 1T0823359	CT1269
TOURAN (1T1, 1T2) 	02/03 → 2010	21	506	770	1T0827550D, 1T0827550E, 1T0827550B, 1T0827550C, 1T0827550A	DT2006
TOURAN (1T3) 	05/10 → 05/15	21	490	910	1T0827550H	DT1050
TOURAN II (1T3) 	05/10 → 2015	18	361	540	1T0823359D	CT1201
TOURAN II (1T3) 	05/10 → 2015	21	490	910	1T0827550H	DT1050
TRANSPORTER						
TRANSPORTER IV 	05/98 → 04/03	15	285	300	7D0823359A	BT1010


Make - Model - Type Application	Production Period	DØ	L	FI	OEM Ref.	Order Ref.

TRANSPORTER T3  <small>*M308 hydro lift version from chassis 25C102001 - 25N015000</small>	05/79 → 07/92	18	515	300	251829331B, 251829332	CT2131
TRANSPORTER T3 	05/79 → 07/92	18	515	300	251829331, 251829331A	CT2132
TRANSPORTER T4  <small>* („Trim“ version) up to chassis 70N151781</small>	01/90 → 07/92	21	567	830	701829331J	DT2035
TRANSPORTER T4 	07/92 →	21	567	460	701829331T	DT2036
TRANSPORTER T4  <small>*up to chassis 70N151781</small>	01/90 → 07/92	21	570	660	701829331F	DT2039
TRANSPORTER T4  <small>*up to chassis 70N151781</small>	01/90 → 07/92	21	570	750	701829331G	DT2040
TRANSPORTER T4  <small>*without M308 hydro lift version</small>	01/90 → 07/92	21	570	910	701829331H	DT2041
TRANSPORTER T4 (S) 	07/92 →	26	686	710	701829331Q	ET2003
TRANSPORTER T4 (S)  <small>*from chassis 70N151782</small>	07/92 →	26	686	770	701829331R	ET2004
TRANSPORTER T4 (S)  <small>*from chassis 70N151782 with wiper and athermal window</small>	07/92 →	26	686	910	701829331AB	ET2005
TRANSPORTER T4 (S)  <small>*from chassis 70N151782 with wiper and athermal window</small>	07/92 →	26	686	830	701829331S	ET2006
TRANSPORTER T5  <small>*Caravelle, Multivan version</small>	04/03 →	18	390	360	7H0823359C, 7H0823359A, 7H0823359B	CT1247


 <p>Make - Model - Type Application</p>	 <p>Production Period</p>	 <p>DØ L F1</p>			 <p>OEM Ref.</p>	 <p>Order Ref.</p>
---	---	--	--	--	--	--






TRANSPORTER T5 	04/03 →	26	755	970	7H0827550	ET2008
TRANSPORTER T5  *Caravelle, Multivan version	04/03 →	26	755	1080	7H0827550B, 7H0827550C	ET2009

UP


UP 	12/11 →	18	362	470	1S6827550D	CT1205
---	---------	----	-----	-----	------------	---------------

VENTO


VENTO (1H2) 	11/91 → 09/98	21	260	690	1H5827550B, 1H5827550A	DT1008
---	---------------	----	-----	-----	---------------------------	---------------

 Make - Model - Type Application	 Production Period	 DØ L FI			 OEM Ref.	 Order Ref.
--	--	---	--	--	---	---


VOLVO**340, 360**

340, 360 	76 → 91	18	550	460	3344245	CT2263
---	---------	----	-----	-----	---------	---------------


440, 460

440, 460 	09/88 → 07/96	18	550	475	3470348, 3436644, 3470350	CT2264
---	---------------	----	-----	-----	------------------------------	---------------


480

480 E 	04/86 → 07/96	18	534	200	3436644, 3470350	CT2203
---	---------------	----	-----	-----	------------------	---------------


740

740 (744) 	09/85 → 08/92	15	365	290	1334648	BT1025
--	---------------	----	-----	-----	---------	---------------


740 (745)

	08/85 → 08/92	18	545	300	6846014	CT2241
---	---------------	----	-----	-----	---------	---------------


760

760 (765) 	01/82 → 07/92	18	545	300	6846014	CT2241
--	---------------	----	-----	-----	---------	---------------


780

780 	08/86 → 07/90	15	359	180	180084, 1376115	BT1023
--	---------------	----	-----	-----	-----------------	---------------


850

















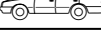


850 (855) KOMBI (LW) 	08/92 → 12/96	27	270	1600	9187315, 3509482, 9485548	FT1001
---	---------------	----	-----	------	------------------------------	---------------






940



940 (944) 	04/96 → 10/98	18	525	310	3526575	CT2167
--	---------------	----	-----	-----	---------	---------------

940 (944), 960 (964)


	08/90 → 10/98	18	525	310	3526575	CT2168
---	---------------	----	-----	-----	---------	---------------

 Make - Model - Type Application	 Production Period	 DØ L FI			 OEM Ref.	 Order Ref.
940 (944), 960 (964) 	08/90 → 10/98	18	525	350	3529925	CT2169
940 (945) KOMBI, 960 (965) KOMBI 	08/90 → 10/98	18	545	300	6846014	CT2241
C30						
C30 	10/06 → 2012	18	480	360	30657235, 3127832	CT1468
C30 	10/06 →	18	730	140	948357, 31218478	CT2613
C70						
C70 	03/97 → 09/02	18	298	600	9485706	CT1124
C70 II 	03/06 →	18	730	140	948357, 31218478	CT2613
S40						
S40 	07/95 → 01/04	18	298	500	30852059, 3085206	CT1125
S40 	07/95 → 01/04	18	750	300	819865	CT2625
S40 I (644) 	03/99 → 12/03	18	298	500	30852059, 3085206	CT1125
S40 II 	01/04 →	18	320	360	30674971, 30674203	CT1163
S40 II 	01/04 →	18	730	140	948357, 31218478	CT2613
S40 II (544) 	01/05 → 12/12	18	320	360	30674971, 30674203	CT1163
S60						
S60 	11/00 →	15	244	400	9154605	BT1008
S60 	11/00 →	18	270	420	8600233, 8650233	CT1058


						
Make - Model - Type Application	Production Period	DØ	L	F1	OEM Ref.	Order Ref.

S60 II 	04/10 →	18	550	260	31333127	CT2274
S60 II, V60 	04/10 →	18	294	380	31278769	CT1118







S60,

S60, V70 II  <small>*with one spring</small>	04 → 2009	18	245	700	30674708	CT1026
---	-----------	----	-----	-----	----------	---------------



S70

S70 (P80) 	01/97 → 11/00	18	496	340	9159604, 9187796, 9485547, 9187795, 9485546, 9159605	CT1532
---	---------------	----	-----	-----	--	---------------


S80






S80 	05/98 →	15	244	400	9154605	BT1008
S80 	05/98 →	18	362	370	30649439	CT1204
S80 	05/98 →	18	365	310	9483299, 9483297	CT1214
S80 II 	03/06 →	18	283	450	30649516	CT1087
S80 II 	03/06 →	18	291	600	3064983, 30779837	CT1110
S80 II (124) 	03/06 →	18	291	600	30779837, 30649836	CT1111





S90

S90 	01/97 → 05/98	18	525	310	3526575	CT2168
S90 	01/97 → 05/98	18	525	350	3529925	CT2169



V40

V40 	03/12 →	18	573	330	31278560, 31395607	CT2356
--	---------	----	-----	-----	--------------------	---------------


 Make - Model - Type Application	 Production Period	 DØ L FI			 OEM Ref.	 Order Ref.
---	---	--	--	--	--	--

V40 	07/95 →	18	603	320	30803472	CT2463
V40 	03/12 →	18	730	210	31298282	CT2616
V40 Hatchback (525, 526) 	03/12 →	18	574	350	31278560, 31395607	CT2359
V40 Station wagon (645) 	07/95 → 08/99	18	750	300	30 819 865	CT2625





V50

V50 	04/04 →	18	430	470	30674718, 3071618	CT1322
V50 (545) 	01/05 → 12/12	18	430	470	30674718, 30716189	CT1322


V60

V60 	09/10 →	18	560	445	3129708, 31217910	CT2307
--	---------	----	-----	-----	-------------------	---------------


V70






V70 	03/00 →	15	244	400	9G154605	BT1008
V70 	01/97 → 03/00	27	270	1600	9187315, 9485548, 3509482	FT1002
V70 III 	08/07 →	18	283	450	30649516	CT1087
V70 III  <small>*with automatic opening</small>	08/07 →	18	300	370	31335795	CT1134


V90

V90 	08/90 → 10/98	18	545	300	6846014, 1355263	CT2241
--	---------------	----	-----	-----	------------------	---------------






XC60

XC60 	05/08 →	18	285	410	30784935	CT1097
---	---------	----	-----	-----	----------	---------------



 <p>Make - Model - Type Application</p>	 <p>Production Period</p>	 <p>DØ L FI</p>			 <p>OEM Ref.</p>	 <p>Order Ref.</p>
---	---	--	--	--	--	--






<p>XC60</p>  <p>*without automatic opening</p>	<p>05/08 →</p>	<p>18</p>	<p>565</p>	<p>600</p>	<p>3133539, 31297524</p>	<p>CT2319</p>
---	----------------	-----------	------------	------------	--------------------------	----------------------

XC70

<p>XC70</p> 	<p>09/00 →</p>	<p>15</p>	<p>244</p>	<p>400</p>	<p>9154605</p>	<p>BT1008</p>
<p>XC70</p> 	<p>09/00 → 08/07</p>	<p>27</p>	<p>320</p>	<p>1200</p>	<p>30674494</p>	<p>FT1005</p>
<p>XC70 III</p> 	<p>08/07 →</p>	<p>18</p>	<p>283</p>	<p>450</p>	<p>30649516</p>	<p>CT1087</p>
<p>XC70 III</p>  <p>*with automatic opening</p>	<p>08/07 →</p>	<p>18</p>	<p>300</p>	<p>370</p>	<p>31335795</p>	<p>CT1134</p>
<p>XC70 III</p>  <p>*without automatic opening</p>	<p>08/07 →</p>	<p>27</p>	<p>308</p>	<p>1190</p>	<p>30674836, 3121764</p>	<p>FT1003</p>


XC90

<p>XC90</p> 	<p>10/02 →</p>	<p>18</p>	<p>470</p>	<p>380</p>	<p>30634580</p>	<p>CT1444</p>
<p>XC90</p> 	<p>10/02 →</p>	<p>18</p>	<p>510</p>	<p>320</p>	<p>30649736</p>	<p>CT2106</p>


				
Make - Model - Type Application	Production Period	DØ L F1	OEM Ref.	Order Ref.

ZASTAVA





101






101 	→ 81	18	450	300		CT1375
--	------	----	-----	-----	--	---------------

128

128 	→ 81	18	450	300		CT1375
--	------	----	-----	-----	--	---------------





YUGO

YUGO 	04/80 → 06/92	18	460	220	4663602, 46636020	CT1418
YUGO CORAL 	04/80 → 06/92	18	590	310	46636022	CT2417
YUGO FLORIDA 	89 →	18	365	600	46635997	CT1215
YUGO FLORIDA POLY 	89 →	18	460	270	46622166	CT1419

 <p>Make - Model - Type Application</p>	 <p>Production Period</p>	 <p>DØ L FI</p>	 <p>OEM Ref.</p>	 <p>Order Ref.</p>
---	---	--	--	--

ZAZ

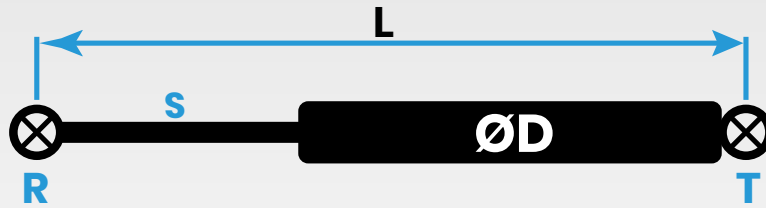
TAVRIA

TAVRIA 1102 	→ 89	18	450	280	11026308016	CT1389
TAVRIA 1103 	→ 99	18	500	400	126308506	CT2054
TAVRIA 1105 	→ 91	18	502	280	1216308506	CT2064
TAVRIA 11055 	→ 99	18	450	160	1326308506	CT1390

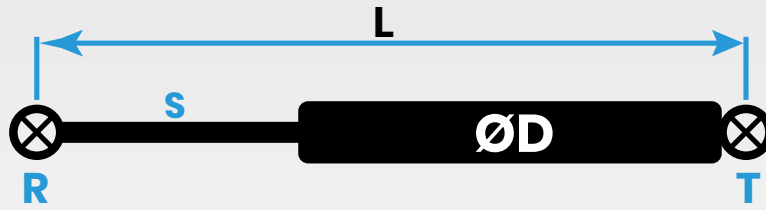
The background features a soft-focus image of architectural blueprints with various technical drawings, lines, and alphanumeric labels. A ruler is visible in the upper left, and drafting tools like a compass and a pencil are in the lower right. The overall color palette is light and professional.

S15

 **TGS**
TUNALIFT GAS SPRINGS



New Code	Old Ref.	D	Length	Newton
BT1036		15	445	110
BT1027	E1641	15	367	320
BT1030	E1978	15	410	280
BT1034	E1534	15	440	380
BT1011	E2254	15	288	300
BT1014		15	303	85
BT1019	Z300	15	314	355
BT1009	E1367	15	270	130
BT1018	E1366	15	310	255
BT1001	E1584	15	155	400
BT1004		15	213	480
BT1033	E2024	15	436	300
BT1022	E1689	15	346	340
BT1035		15	442	160
BT1024	E1419	15	362	100
BT1029	E1545	15	400	230
BT1012		15	289	350
BT1013		15	297	240
BT1007		15	242	325
BT1028		15	375	180
BT1017	E640, E1864	15	305	45
BT1032	E1705	15	435	105
BT1005		15	225	560
BT1006	E2020	15	225	100
BT1002	E1868	15	185	100
BT1003	E2303	15	185	100
BT1037	E627, E607	15	447	130
BT2004	E1949	15	547	170
BT1026	E1895	15	365	135
BT2001		15	502	125

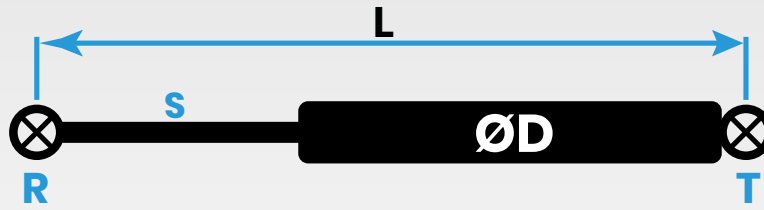


New Code	Old Ref.	D	Length	Newton
BT2002	E2275	15	530	110
BT1021	E1881	15	334	270
BT2003	E510	15	547	225
BT1015	E1456	15	305	130
BT1016	E1546	15	305	130
BT1020		15	318	160
BT1031		15	434	120
BT1038		15	465	120
BT1010	E527	15	285	300
BT1025	E429	15	365	290
BT1023		15	359	180
BT1008	E2312, E603	15	244	400

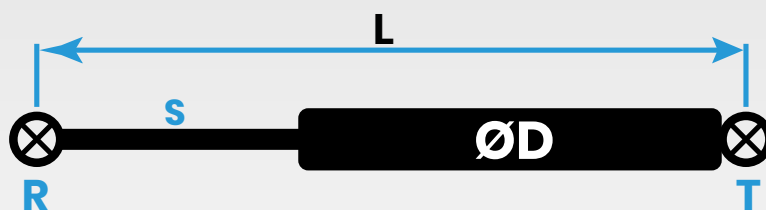
The background features a soft-focus image of architectural blueprints spread across a desk. A ruler is positioned diagonally across the upper left. In the foreground, a pair of compasses and a pencil are visible, resting on the blueprints. The overall scene is brightly lit, creating a professional and technical atmosphere.

S18

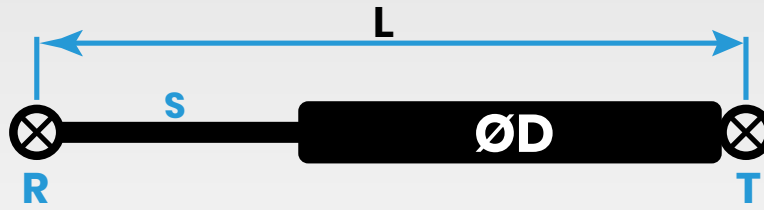
TGS
TUNALIFT GAS SPRINGS



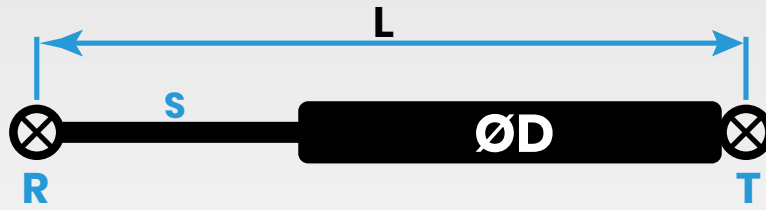
New Code	Old Ref.	D	Length	Newton
CT1140		18	310	580
CT2159		18	523	300
CT2160		18	523	400
CT1198	E1506	18	355	350
CT1342	E5620	18	440	370
CT1073		18	280	500
CT1074		18	280	600
CT2564		18	675	210
CT1046		18	265	370
CT1047		18	265	460
CT1258		18	400	300
CT1192	E1371	18	348	620
CT1107	E1499	18	291	380
CT2466	E982A, E2210	18	605	250
CT1064	E376	18	278	480
CT2484	E443	18	615	240
CT1065	E528	18	278	430
CT1066	E1372	18	278	390
CT1339	E1501	18	438	480
CT2262	E1723	18	550	230
CT1436	E1502	18	470	350
CT1257	E1717	18	399	250
CT2023	E1716	18	500	420
CT1260	E1505	18	400	400
CT2555	E1623	18	670	200
CT1251	E1953	18	395	170
CT1406	E1656	18	456	320
CT2556	E1142A	18	670	200
CT1059	E371	18	270	380
CT1424	E2078, E1965	18	465	320



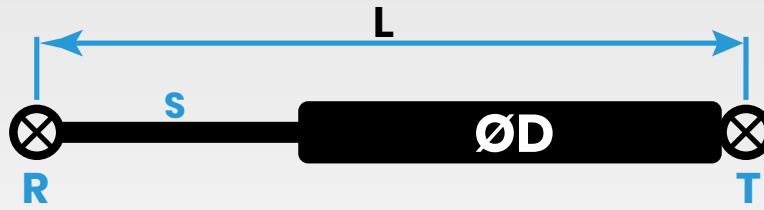
New Code	Old Ref.	D	Length	Newton
CT1262	E289	18	402	390
CT2370	E410	18	580	470
CT2361	E476	18	575	500
CT1062		18	275	590
CT2485	E2010	18	615	400
CT1068	E476	18	278	580
CT1077	E2159	18	280	630
CT2122	E1718	18	515	600
CT1127	E1719	18	300	400
CT2210	E2174	18	535	540
CT2006	E563	18	500	420
CT2007	E522	18	500	350
CT2008	E477	18	500	420
CT2009	E1984, E359, E521	18	500	470
CT1455	E1657	18	475	490
CT1485	E1578	18	485	460
CT1518	E1508	18	495	490
CT2602	E1513	18	715	290
CT2603	E1513	18	715	290
CT2235	E456	18	543	460
CT2624	E1925	18	746	200
CT1018		18	234	600
CT1037	E1659	18	255	350
CT2287	E2110	18	555	450
CT2194	E1509	18	530	410
CT1069	E1512, E633, E478, E516	18	278	490
CT2607	E1512	18	722	310
CT2608	E519, E1812	18	722	325
CT1144	E377	18	310	590
CT1243	E1930	18	388	480



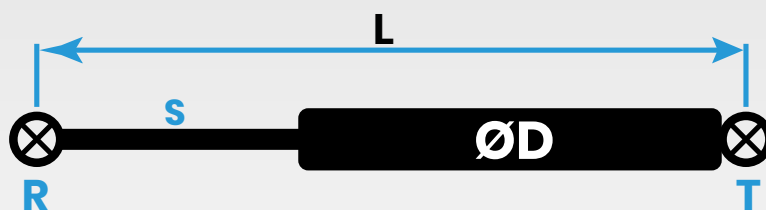
New Code	Old Ref.	D	Length	Newton
CT2010	E1579	18	500	530
CT1506	E1510	18	490	530
CT2057	E1510	18	502	450
CT2058	E2286	18	502	530
CT2628	E1663	18	765	340
CT1195	E1885	18	350	480
CT1161	E1645	18	320	480
CT2609	E1574	18	722	280
CT2604	E1630	18	720	180
CT1128	E1374	18	300	670
CT1456	E1629	18	475	650
CT1169	E1876	18	329	380
CT2524	E268	18	648	450
CT2011	E2128	18	500	440
CT2012	E2132	18	500	530
CT1263	E1176	18	402	310
CT2195	E2179	18	530	245
CT1225	E1667, E2195	18	375	280
CT1284	E1666	18	408	390
CT1285		18	408	265
CT1100	E1852	18	287	520
CT1063	E452	18	275	740
CT2551		18	668	375
CT2468	E259	18	605	340
CT1473	E2140	18	480	590
CT2044	E2140	18	500	560
CT2623	E1931	18	740	210
CT1138	E1720	18	305	410
CT2045	E2122	18	500	600
CT2046	E2122	18	500	500



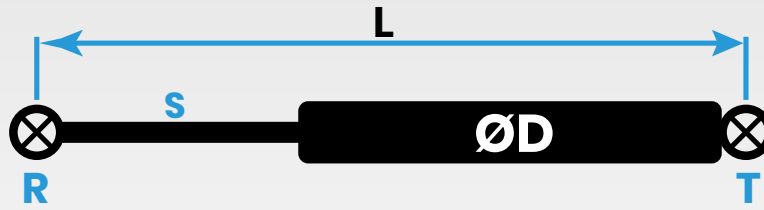
New Code	Old Ref.	D	Length	Newton
CT1409		18	458	240
CT1493	E1581	18	485	170
CT2047	E1580	18	500	525
CT1442	E1669	18	470	630
CT1158	E1670	18	315	440
CT1282	E624	18	405	520
CT1274	E624, E1739	18	405	620
CT1172	E1878	18	331	520
CT1265	E1972	18	402	150
CT1264	E1227	18	402	200
CT2234	E325, E341, E340, E419	18	542	300
CZ1005		18	362	190
CT2459		18	600	160
CT1294	E1375	18	412	400
CT1202	E1721	18	362	260
CT1223	E1721	18	375	350
CT2512	E263	18	635	290
CT1114	E1859	18	294	610
CT1115	E1858	18	294	480
CT2139	E392	18	517	380
CT2420	E565	18	595	380
CT2421	E1517	18	595	420
CT2422	E1517	18	595	430
CT2473	E1369	18	610	350
CT1155	E568	18	315	580
CT1194	E569	18	350	300
CT1208	E1721	18	365	280
CT2224	E456	18	540	450
CT2498	E1672	18	628	660
CT1218	E1516	18	370	320



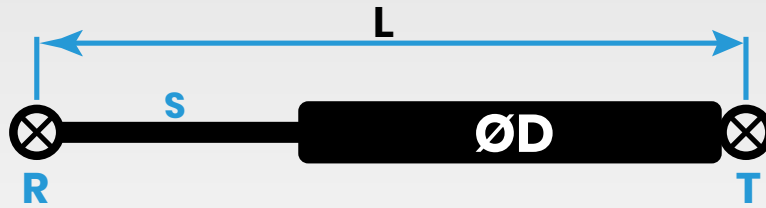
New Code	Old Ref.	D	Length	Newton
CT1259	E1722	18	400	330
CT2279	E1723	18	552	220
CT2240	E1724	18	545	450
CT1019	E4275	18	240	380
CT1209	E4285	18	365	410
CT1210	E1905	18	365	480
CT2565	E1659	18	675	360
CT1020	E2125	18	240	560
CT1177	E566	18	335	520
CT1186	E566	18	345	520
CT1148	E1680	18	314	330
CT1142	E2251, E1867	18	310	400
CT2002	E436	18	500	230
CT1108	E1853	18	291	540
CT1315	E2016	18	425	350
CT1032	E2218	18	254	420
CT1034	E632	18	255	490
CT1143	E567	18	310	640
CT1067	E633	18	278	470
CT1429	E2084	18	467	455
CT1083	E1845	18	280	590
CT1009	E1721	18	205	800
CT1095	E568	18	285	800
CT1229		18	376	120
CT1084	E1847	18	280	610
CT2379	E1847	18	580	550
CT1112	E1725	18	291	395
CT1221		18	370	530
CT1015	E2252	18	226	130
CT1033		18	254	140



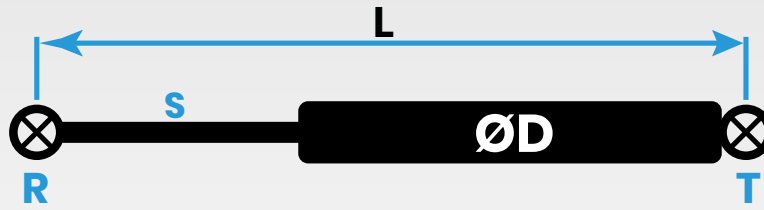
New Code	Old Ref.	D	Length	Newton
CT1120		18	294	70
CT1121		18	294	430
CT2193		18	527	300
CT1421		18	462	375
CZ2027	E1583	18	715	160
CZ1002	E633	18	261	470
CT1189	E1727	18	345	450
CT2332	E1726	18	568	460
CT2495	E1377	18	625	590
CT1126	E2187	18	298	680
CT2539		18	652	610
CT1106	E572	18	288	640
CT2198	E337, E2181	18	530	530
CT1292	E1728	18	410	390
CT1191	E1883	18	345	770
CT2276		18	550	280
CT1011	E570	18	214	680
CT1122	E1856	18	296	250
CT2559	E1520	18	672	180
CT1089	E1731	18	283	570
CT2588	E1730	18	694	220
CT1240	E1540, E1416	18	386	350
CT1487	E2096	18	485	363
CT2389	E2048	18	585	500
CT1319	E1732	18	428	240
CT2390	E2048	18	585	500
CT2382		18	582	500
CT2470	E2011	18	605	480
CT2469	E2031	18	605	325
CT1174		18	334	370



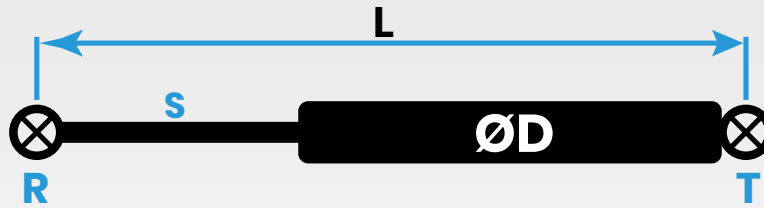
New Code	Old Ref.	D	Length	Newton
CT1420	E2076	18	462	560
CT2527	E1196	18	648	275
CT1370	E1514	18	447	500
CT1373		18	448	520
CT1356	E1733	18	442	625
CT1230	E1918	18	376	390
CT1535		18	497	270
CT2489		18	618	370
CT1113	C300	18	293	280
CT1123		18	298	430
CZ1004		18	345	250
CT1016		18	231	430
CT2242	E318	18	545	300
CT2594	E500	18	700	670
CT2237	E901	18	543	200
CT2308		18	563	140
CT2529		18	650	300
CT2530		18	650	300
CT2537	E299	18	652	460
CT2531		18	650	370
CT2532		18	650	370
CT1517	E1634	18	495	420
CT2285	E1522	18	555	305
CT1413	E1378	18	460	380
CT1363	E637	18	445	420
CT1445	E1675	18	472	400
CT2258	E1676	18	548	420
CT1151		18	314	495
CT1513		18	492	475
CT2304	E2107	18	558	530



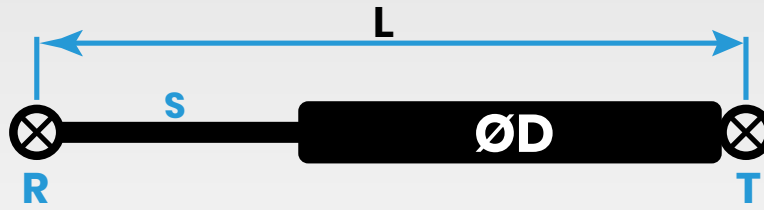
New Code	Old Ref.	D	Length	Newton
CT2388	E1614	18	585	625
CT2218		18	537	125
CT2402	E2036	18	587	645
CT2409		18	590	110
CT2243	E1381	18	545	425
CT2296	E648	18	557	500
CT2516	E2036K	18	640	595
CT2517	E1597	18	640	565
CT2171		18	525	125
CT2550		18	668	655
CZ1006	E1523	18	375	495
CT2108	E574	18	512	450
CT1516	E1379	18	494	570
CT1103		18	288	250
CT2255	E1677	18	547	535
CT2067	E575	18	505	180
CT2373	E1525	18	580	165
CT1242	E1524	18	387	465
CT2507	E1358	18	631	510
CT2375	E287	18	580	320
CZ2016	E298	18	580	380
CT1313	E1737	18	422	365
CT2099	E2151	18	510	350
CT2100		18	510	350
CT1228	E1909	18	376	140
CT1316	E1988	18	425	500
CT2477	E1497	18	610	600
CT2478		18	610	570
CT2500	E367	18	628	630
CT2509		18	632	600



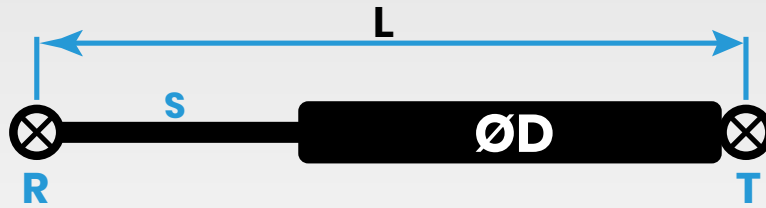
New Code	Old Ref.	D	Length	Newton
CT2434	E275, E334, E343	18	600	360
CT2432	E272, E308, E343	18	600	200
CT2440	E1684	18	600	670
CT2479	E480	18	610	355
CT2454	E281	18	600	500
CT2455	E281	18	600	500
CT2416	E450	18	590	480
CT2634	E348	18	837	365
CT2505	E573	18	630	570
CT2254	E403	18	545	220
CT2456		18	600	550
CT2457		18	600	600
CT2458		18	600	510
CT2430	E1679	18	595	450
CT2492	E499	18	622	360
CT1410	E498	18	458	300
CT2541	E576	18	656	400
CT2549	E511	18	667	390
CT2558	E511	18	670	390
CT2460	E366	18	600	320
CT2233	E412	18	540	520
CT1347	E2059	18	440	445
CT2403	E1740	18	587	360
CT2376		18	580	330
CT2143		18	519	370
CT2291		18	555	445
CT1441		18	470	400
CT2103		18	510	400
CT1278		18	405	390
CT1042		18	255	280



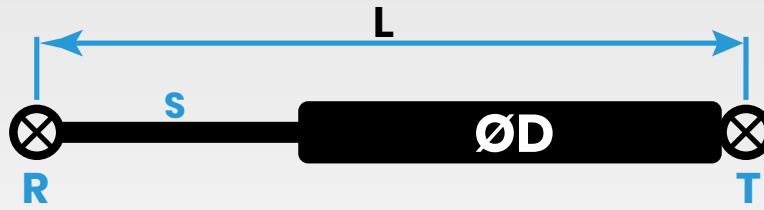
New Code	Old Ref.	D	Length	Newton
CT1276	E627	18	405	550
CT1279	Z056	18	405	500
CZ1008		18	405	500
CT1280	Z056K	18	405	600
CT1387		18	450	450
CT2271		18	550	350
CZ2010		18	550	270
CT2404		18	587	280
CT2405		18	587	200
CT2598		18	700	260
CT2599		18	700	200
CT1453		18	473	420
CT1275		18	405	335
CT2266	E2156	18	550	355
CT1164		18	324	290
CT1331		18	435	500
CT1300		18	414	410
CT1483	E1678	18	484	445
CZ1015		18	498	550
CZ2008		18	550	230
CT2261	E310	18	550	350
CT2385	E912	18	585	200
CT2433		18	600	180
CT1375		18	450	300
CT1412	E1682	18	460	350
CT1102	E1683	18	288	370
CT1219	E2221	18	370	210
CT2286	E2222	18	555	670
CT2295	E2222	18	557	470
CT1022		18	240	250



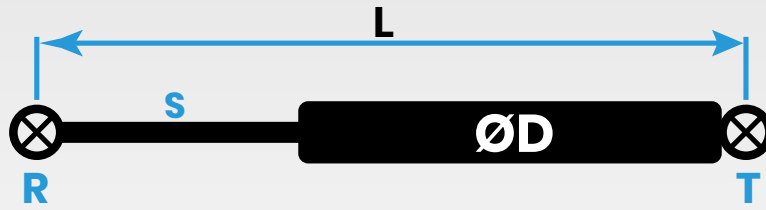
New Code	Old Ref.	D	Length	Newton
CT1267	E1529	18	403	170
CT2123	E483	18	515	370
CT1435	E482	18	470	350
CT2095	E1632	18	510	360
CT2339	E481, E2094	18	570	210
CT2340	E481	18	570	210
CT2560	E1653	18	673	250
CT1507	E361	18	490	480
CT2499	E1530	18	628	440
CT1023		18	240	300
CT2635	E583	18	866	370
CT2185	E590, E397	18	527	520
CZ1014	E2131	18	498	550
CT1338	E1534	18	437	350
CT1175		18	334	510
CT1439	E1423	18	470	480
CT1104		18	288	380
CT2086	E294	18	507	420
CT1010	E1535	18	214	420
CT2074	E581	18	505	520
CT1464	E267	18	477	360
CT2178	E582	18	525	570
CZ2007	E293	18	549	240
CZ2009		18	550	380
CT2060	E1390	18	502	280
CT1277	E1973	18	405	420
CT1367	E382	18	445	300
CT1399	E580	18	454	380
CT1447	E612	18	472	330
CT2315		18	565	200



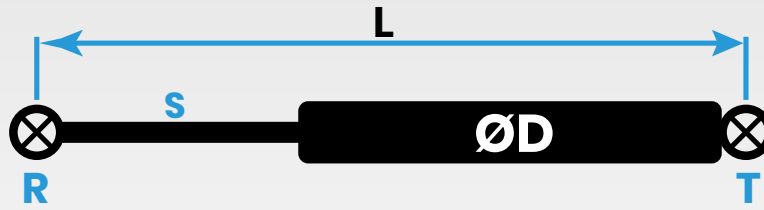
New Code	Old Ref.	D	Length	Newton
CT2449		18	600	310
CT1043		18	255	180
CT2273	E633	18	550	160
CT2450	E343	18	600	540
CT1368	E1536, E1566	18	445	420
CT1355	E585	18	440	460
CT2025	E584, E332	18	500	280
CT2076	E584	18	505	380
CT1252	E948A	18	395	180
CT2504	E421	18	630	330
CT2398	E278	18	585	280
CT2429	E278	18	595	280
CT2399	E278	18	585	290
CT2508	E1358	18	631	440
CT2480	E1497	18	610	560
CT2502	E367	18	628	570
CT2329	E411	18	568	280
CT2452	E316	18	600	410
CT2453	E411	18	600	430
CT2347	E411	18	570	280
CT2288	E1855	18	555	550
CT2583	E1966	18	687	555
CT2574		18	680	656
CT1093	E371	18	285	230
CT1325		18	431	400
CT2366	E673	18	577	275
CT2367		18	577	320
CT2418	E2040	18	592	400
CT2423	E2040	18	595	370
CT2205	E400	18	534	410



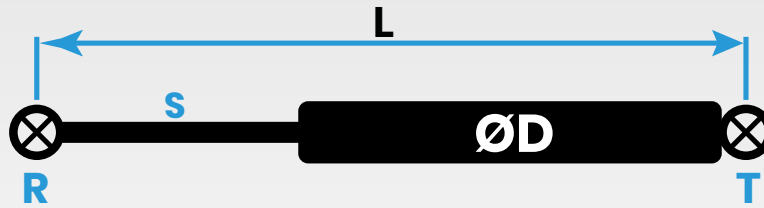
New Code	Old Ref.	D	Length	Newton
CT2297	E351	18	557	360
CT2298	E312	18	557	425
CT2247	E351, E456	18	545	495
CT2248	E456	18	545	440
CT2362	E316	18	575	415
CT2363	E316	18	575	400
CT2290		18	555	485
CT2486	E2047	18	615	330
CT2487	E330	18	615	300
CT2357	E505	18	574	260
CT2360	E2050, E505	18	575	310
CT2299	E648	18	557	500
CT2442	E609	18	600	425
CT2443	E609	18	600	440
CT2494	E1537	18	624	575
CT2250	E1685	18	545	335
CT2251	E1685	18	545	290
CT1479	E641	18	483	530
CT1401	E2071	18	455	700
CT1079	E256	18	280	465
CT1080	E256	18	280	420
CT2097	E394, E644	18	510	550
CT2175	E1313	18	525	450
CT2341	E2294	18	570	460
CT1477	E641	18	482	530
CT1508	E1745	18	490	560
CT1081	E516	18	280	510
CT2392	E1742	18	585	420
CT2444	E1743	18	600	385
CT2219	E2260	18	537	670



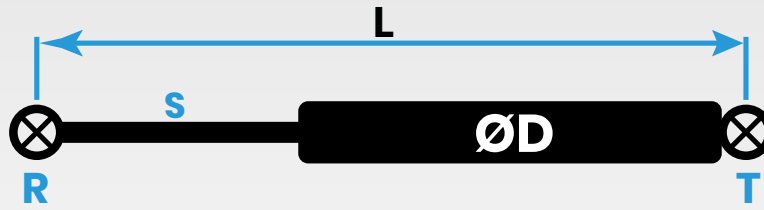
New Code	Old Ref.	D	Length	Newton
CT1402	E385	18	455	350
CT2601	E1744	18	703	530
CT1304	E1744	18	418	390
CT1372	E486	18	448	310
CT1484	E1894	18	484	200
CT2542	E1686	18	657	480
CT1039	E1504, E1503	18	255	500
CT1040	E1504	18	255	630
CT2281	E402	18	552	515
CT2292		18	555	515
CT1491	E487	18	485	640
CT2282	E645	18	552	560
CT1030	E2213	18	250	660
CT1132	E1859	18	300	560
CT2207	E2206	18	534	485
CT2208	E2206	18	534	520
CT2209	E2206	18	534	585
CT2260	E405	18	548	475
CT2293	E405	18	555	475
CT2212	E645	18	535	520
CT2213	E645	18	535	485
CT2283	E1687	18	552	715
CT1233	E1914	18	378	540
CT2230	E1688	18	540	585
CT1027	E345	18	245	330
CT2348	E481	18	570	215
CT2472	E1646	18	606	655
CT2050	E391	18	500	635
CT2051	E2133	18	500	595
CT2052	E2237	18	500	780



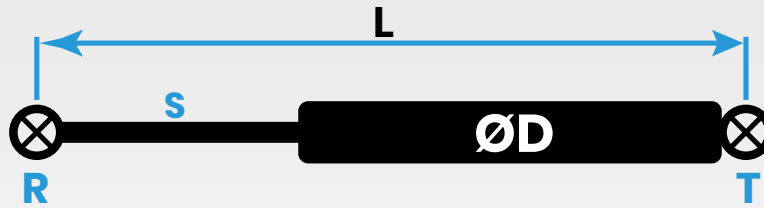
New Code	Old Ref.	D	Length	Newton
CT2275	E1204	18	550	285
CT2317	E649	18	565	480
CT1520		18	495	500
CT1539	E490	18	497	565
CT1495	E1360	18	485	460
CT1496	E383	18	485	520
CT1006	E1897	18	201	450
CT1007	E1897	18	201	450
CT2571	E1980	18	678	480
CT2513	E1309	18	635	200
CT1423	E1606	18	464	160
CT2134		18	516	425
CT2141	E2154	18	517	460
CT2383	E2042	18	582	500
CT2019	E1398	18	500	400
CT2059	E1398	18	502	400
CT2325	E1605	18	568	360
CT2518	E268	18	640	465
CT2575	E422	18	680	390
CT2573	E459, E422	18	680	360
CT2228	E2190	18	540	170
CT1199	E1399	18	355	115
CT2496		18	626	510
CT1289	E1747	18	409	565
CT1320	E2023	18	428	500
CZ2014	E2064	18	575	580
CT2365	E1401	18	577	530
CT2400		18	587	590
CT2467	E653L, E653R	18	605	380
CT1374	E1412	18	449	470



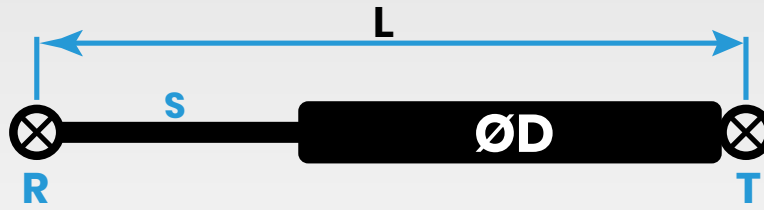
New Code	Old Ref.	D	Length	Newton
CT1369	E2296	18	447	300
CT2245	E2074	18	545	490
CT2246	E351	18	545	530
CT2146		18	520	435
CT1488	E613	18	485	580
CT1489	E1403	18	485	610
CT1490	E613	18	485	610
CT1480	E2313	18	483	370
CT1416	E2277	18	460	350
CT1298	E2285	18	414	430
CT1299	E1985	18	414	430
CT2342	E1750	18	570	310
CT2343	E1750	18	570	310
CT2109	E2153	18	512	460
CT2072	E2203	18	505	355
CT2137	E2186	18	516	475
CT2112	E2153	18	513	460
CT1213	E1892	18	365	360
CT2547	E1991	18	666	650
CT1461	E1751	18	475	610
CT1336		18	436	245
CT2300		18	557	580
CT2301		18	557	700
CT2148	E614	18	520	450
CT2346	E1402	18	570	630
CT1396		18	452	660
CT1337		18	436	100
CT1353	E1647	18	440	300
CT2302	E1409	18	557	550
CT1354	E1647	18	440	300



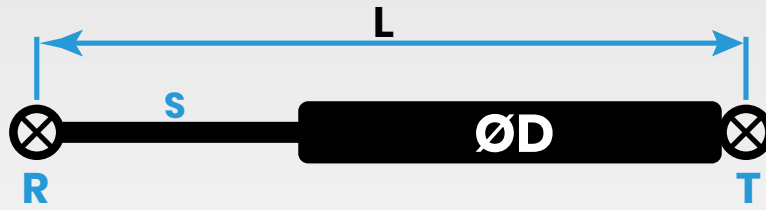
New Code	Old Ref.	D	Length	Newton
CT1119		18	294	400
CT1538		18	497	580
CT1333		18	435	100
CT1125	E1859, E551	18	298	500
CT1511		18	490	380
CT1139		18	305	550
CT2610		18	726	360
CZ2006	E1411	18	540	480
CT1239	E1408	18	385	140
CT2133	E1407	18	515	585
CT1266	E1857	18	402	560
CT2620	E2261	18	737	130
CT1190	E1402	18	345	510
CT2152		18	520	230
CT1377	E497, E385	18	450	340
CT1530		18	495	250
CT1135	E1539	18	300	460
CT1247	E1540, E1951	18	390	360
CT2216		18	535	455
CT1193	E1756	18	348	375
CT1391	E1754	18	450	400
CT2406		18	587	75
CT2464		18	603	310
CT1185		18	344	370
CT1253		18	396	510
CT2557	E1981	18	670	140
CT1392	E02CH	18	451	155
CT1334	E2024	18	436	300
CT1288		18	409	180
CT1053	E451	18	270	460



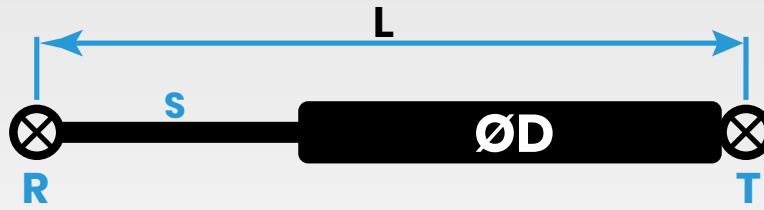
New Code	Old Ref.	D	Length	Newton
CT2183	E2174	18	527	610
CT2184	E2174	18	527	535
CT1094	E1850	18	285	460
CT1235	E948A	18	380	200
CT2071	E2143	18	505	585
CT2326	E1742	18	568	245
CT1317		18	426	565
CT1318		18	426	640
CT2124	E2150	18	515	490
CT1181		18	340	430
CT1248	E1954	18	395	440
CT1254	E1954	18	397	440
CT1286	E1986	18	408	470
CT1364	E2065	18	445	640
CT1272	E1756	18	405	480
CT2125	E1417	18	515	400
CZ2022	E2029, E2115	18	602	150
CT1130	E1861	18	300	550
CT2035	E1451	18	500	440
CT1178		18	335	560
CT2201		18	532	330
CT2577	E1976	18	680	320
CT1472	E1415, E1757	18	480	335
CT1220	E1758	18	370	480
CT1492	E1690	18	485	420
CT1328	E2262	18	433	395
CT1510	E1542	18	490	380
CT1501	E2100	18	487	320
CT2316		18	565	360
CT2253	E1418	18	545	620



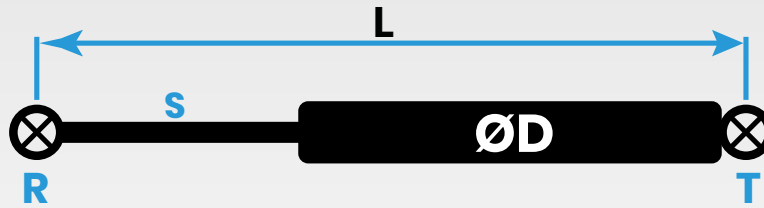
New Code	Old Ref.	D	Length	Newton
CT2318	E2106	18	565	290
CT1167	E456	18	324	340
CT1427		18	465	285
CT1474	E1762	18	480	600
CT2053	E391	18	500	625
CT1400	E1691	18	454	330
CT2330	E2095	18	568	550
CT1471	E2091, E2189	18	480	135
CT1403	E1759	18	455	570
CT1499	E1760	18	486	500
CZ2029		18	780	190
CT1376	E1984, E2067, E386	18	450	260
CT2461	E1432, E609	18	603	430
CT1296	E1984	18	414	240
CT2445		18	600	340
CT1385	E2068	18	450	380
CT1137		18	305	412
CT1388		18	450	270
CT2448		18	600	430
CT1052	E372	18	268	450
CT2173	E489	18	525	390
CT2068	E461	18	505	430
CT1212	E379	18	365	620
CT2522	E1761	18	644	300
CT2364	E412	18	575	440
CT1082	E368	18	280	500
CT2328	E488	18	568	410
CT1261	E610	18	400	280
CT1117	E526	18	294	380
CT1238	E524	18	385	560



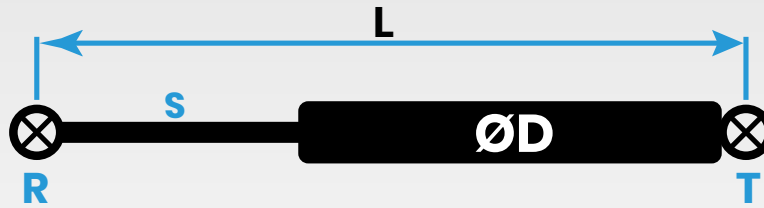
New Code	Old Ref.	D	Length	Newton
CT1170	E1887	18	330	340
CT2465	E416	18	603	160
CT1497	E1422	18	485	320
CT1475	E1422	18	480	420
CT2309	E2209	18	563	280
CT1476	E1763	18	482	480
CT1273	E1545	18	405	230
CT1469	E1763	18	480	480
CT2567	E1765	18	676	160
CT1162	E1658	18	320	410
CT2220	E1766	18	538	510
CT1541	E1610	18	498	225
CT1156	E1670	18	315	430
CT2503		18	630	480
CT1281		18	405	300
CT2491		18	622	310
CT1109	E1544	18	291	410
CT2138	E1446	18	516	580
CT2377		18	580	620
CT1168		18	325	380
CT2214	E1628	18	535	360
CT2579		18	684	505
CT1152	E1697	18	314	485
CT2136	E1695	18	516	160
CT1405	E1693	18	456	185
CT2116	E1692	18	513	200
CT2311	E650	18	565	500
CT2118	E1767	18	515	335
CT2110	E1767	18	513	335
CT1031	E2214	18	252	425



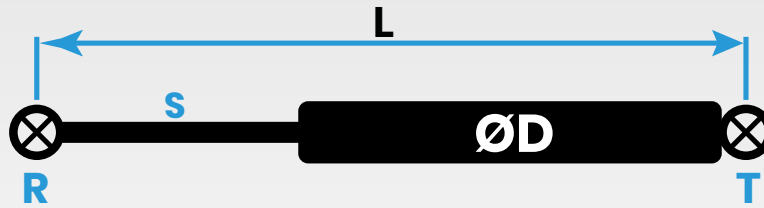
New Code	Old Ref.	D	Length	Newton
CT2223	E1425	18	540	390
CT1075		18	280	395
CT1076		18	280	440
CT2548	E463L, E463R	18	667	375
CT1061	E1843	18	275	420
CT1099	E1851	18	287	450
CT2372	E652	18	580	510
CT2121	E2177	18	515	490
CT2078	E2177	18	507	620
CZ2017	E1615L, E1615R	18	585	500
CZ2018	E1615L, E1615R	18	586	500
CT1345		18	440	775
CT1346		18	440	705
CT1025	E2073	18	240	165
CT1029	E2215	18	247	185
CT1017	E2099	18	232	305
CT1404		18	455	200
CZ2030	E541	18	788	280
CT2225	E591	18	540	370
CT2226	E591	18	540	400
CT1533	E1426	18	497	430
CT2182	E2267	18	527	390
CT2144	E2265	18	520	540
CT2238	E1649	18	543	460
CT2145	E2265	18	520	540
CT2381	E2052, E1699	18	582	460
CT1482	E1360	18	484	450
CT2107	E1427	18	512	470
CT1457	E1697	18	475	510
CZ2005	E2025L	18	525	280



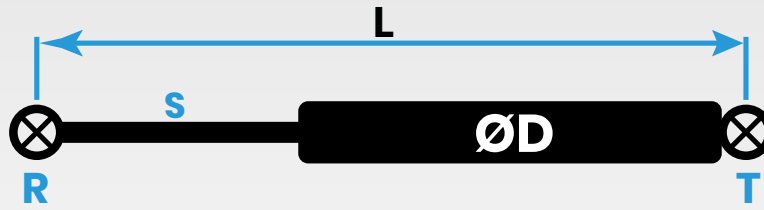
New Code	Old Ref.	D	Length	Newton
CZ2012	E2052, E2025R	18	563	280
CT2533	E1699	18	650	350
CT2525		18	648	290
CT1466	E2086, E1770	18	479	580
CT2172		18	525	280
CT2534	E1999, E1699	18	650	350
CT1244	E1922	18	390	300
CT1211		18	365	500
CT1381	E1547	18	450	490
CT1415	E1361	18	460	535
CT2566		18	675	260
CT2631		18	810	280
CZ2003		18	532	355
CZ2011		18	568	355
CT2069	E1448	18	505	515
CT2070	E2011	18	505	485
CZ2019		18	587	300
CZ2023		18	610	300
CZ2004	E2037	18	533	330
CZ2013	E2037	18	570	330
CT2520	E1430	18	640	510
CT2488	E2013	18	618	250
CT2501	E2269	18	628	570
CT2446	E2013	18	600	200
CT2490	E2013	18	618	270
CZ1007	E1844	18	394	400
CZ1011	E1754	18	453	400
CT1255		18	397	295
CT2378		18	580	230
CZ1003		18	301	730



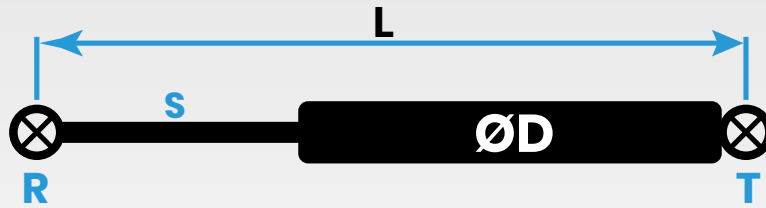
New Code	Old Ref.	D	Length	Newton
CT2584		18	687	270
CT1165		18	324	700
CT1166		18	324	795
CT1301	E611	18	414	530
CT1307	E611	18	418	490
CT1173	E1638	18	333	650
CT1293		18	411	635
CT1196	E2278	18	350	440
CT1088	E1449	18	283	560
CT2562	E1982	18	674	300
CT2563	E1982	18	674	330
CT1290	E1771	18	409	400
CT2568	E1983	18	676	255
CT2589	E1429	18	695	640
CZ1001		18	205	700
CT2435	E513	18	600	360
CT2119	E514, E621, E514	18	515	445
CT2120	E514, E621, E621	18	515	490
CT1149	E515	18	314	370
CT1179		18	338	420
CT1256		18	398	180
CT2312	E1560	18	565	560
CT1241	E1673	18	386	160
CT1116	E1854	18	294	510
CT1522	E2123	18	495	460
CT1335		18	436	710
CT2368	E2056	18	577	270
CT1024	E1674	18	240	700
CT1525	E1542	18	495	370
CT1537		18	497	330



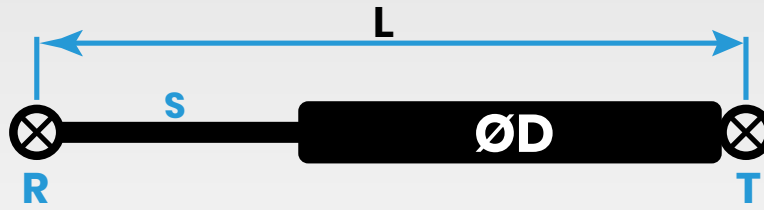
New Code	Old Ref.	D	Length	Newton
CT2369	E2299	18	577	270
CT1529		18	495	475
CT1028	E1674	18	245	600
CT1171	E1879	18	331	500
CT2337	E407	18	570	490
CT2338	E407	18	570	520
CT1182		18	344	580
CT1414		18	460	230
CT1344	E585	18	440	470
CT2410	E1431	18	590	460
CT2535		18	650	460
CT1452		18	473	540
CT2202		18	532	460
CT2294	E1774	18	555	450
CT2056		18	502	400
CT1048		18	265	290
CT2001	E4079	18	500	270
CZ1013	E587L	18	483	351
CT2227	E588	18	540	385
CT2163	E590	18	523	530
CT1054		18	270	300
CT2526	E1776	18	648	260
CT1246	E1947	18	390	410
CT2270	E404	18	550	290
CT2036	E453	18	500	360
CT2037	E1521	18	500	380
CT2177	E1549	18	525	555
CT1236	E1910	18	380	310
CT2115	E2152	18	513	475
CT1222	E1910	18	372	320



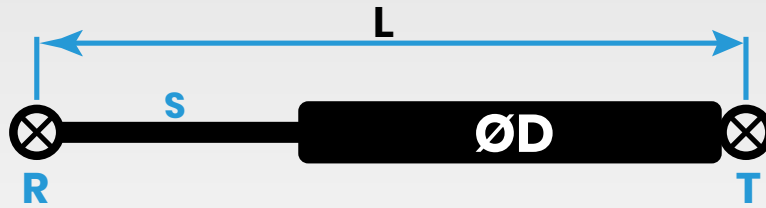
New Code	Old Ref.	D	Length	Newton
CT1351		18	440	175
CT2412	E1550	18	590	435
CT1234	E1778	18	378	300
CT2413		18	590	450
CT2414	E414	18	590	410
CT2415		18	590	480
CT1153	E1645	18	314	420
CT1154		18	314	465
CT2153	E604	18	520	670
CT1055	E1551	18	270	510
CT2192	E1548	18	527	575
CT2180	E1548	18	525	570
CT1446	E640B	18	472	590
CT2129	E1568	18	515	365
CT2063	E1779	18	502	375
CT2629	E543	18	765	235
CT1096		18	285	580
CT2215	E399	18	535	410
CT2380	E2055	18	580	560
CT2439	E2038	18	600	255
CZ2025	E1459, E268, E1780	18	645	470
CT2521	E268, E1459	18	643	475
CT1324	E2017	18	431	320
CT2387	E2053	18	585	510
CT2079		18	507	350
CT2092	E317	18	510	440
CT2093	E2149	18	510	390
CT2408	E417	18	590	350
CT2081	E394	18	507	550
CT2080	E393	18	507	600



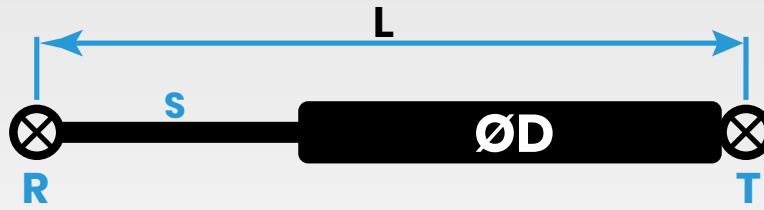
New Code	Old Ref.	D	Length	Newton
CT2082	E394	18	507	550
CT1085	E1437	18	283	400
CT2204	E600	18	534	480
CT2217	E340	18	537	430
CT2313	E520	18	565	500
CT2083		18	507	435
CT1314	E1433	18	424	450
CT1465	E1553	18	479	340
CT1448	E1434	18	473	570
CT1049		18	265	470
CT1271	E1781	18	405	480
CT2236	E1432	18	543	310
CT2401	E1783	18	587	400
CT1463	E1784	18	477	650
CT2324	E407	18	568	430
CT1217	E1908	18	368	380
CT2481	E339	18	613	560
CT2482	E339	18	613	640
CT2239	E419	18	543	360
CT2244	E1432, E419	18	545	320
CT2314	E1504	18	565	360
CT1460	E267	18	475	350
CT2462	E1531	18	603	240
CT2476	E1625	18	610	245
CT2021	E2244	18	500	150
CT2022	E2244	18	500	135
CT2029	E1785	18	500	660
CT2605	E1786	18	720	180
CT2267	E2156	18	550	320
CT2268	E338	18	550	410



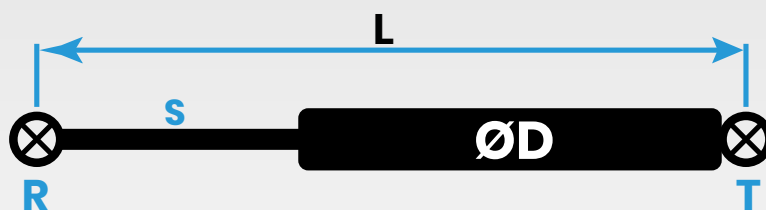
New Code	Old Ref.	D	Length	Newton
CT2593	E1948	18	700	320
CT2229	E647	18	540	540
CT1206	E1901	18	364	180
CT1207	E623	18	364	240
CT2096	E2246	18	510	520
CT1352	E562	18	440	370
CT2104	E296	18	510	620
CT2374	E346	18	580	340
CT2536	E1997, E1436	18	650	310
CT2632	E490	18	828	355
CT1449	E387	18	473	570
CT1450	E387	18	473	530
CT1434	E2087	18	469	560
CT1443	E640	18	470	600
CT2331	E409	18	568	540
CT1051	E1362	18	265	520
CT2349	E1435	18	570	570
CT1462	E1485	18	475	640
CT2350	E1435	18	570	
CZ1009	E381	18	424	280
CT1498	E1993	18	485	660
CT2310	E1437	18	565	315
CT2431	E628	18	600	310
CT2384	E411	18	585	280
CT2580	E501	18	685	180
CT1227	E2249	18	376	740
CT2436	E295	18	600	290
CT2091	E540	18	510	340
CT1371	E2283	18	448	590
CT1268		18	404	260



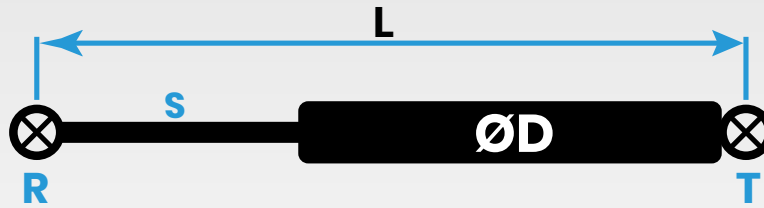
New Code	Old Ref.	D	Length	Newton
CT2165	E1591	18	525	140
CT2371	E1590	18	580	535
CT2065	E2293	18	505	330
CT2506	E2005	18	631	455
CT2066	E1706	18	505	490
CT1431	E1898	18	469	430
CT1428	E1898	18	467	435
CT1432	E2223	18	469	430
CT1378	E1792	18	450	395
CT2514	E263	18	636	360
CT2523	E1592	18	648	190
CT2528	E1592	18	650	190
CT1090	E374	18	285	290
CT2437	E366	18	600	360
CT2493	E491	18	624	400
CT1026	E2212	18	245	700
CT1408	E597	18	458	430
CT1512	E642	18	491	600
CT1411	E1790	18	460	440
CT2077		18	507	535
CT2181	E1791	18	527	620
CT2386	E2049	18	585	150
CT2320		18	568	440
CT2321		18	568	450
CT1359	E1593	18	445	250
CT2581	E501	18	685	200
CT1098	E527	18	287	310
CT1358	E1593	18	444	250
CT1504	E297	18	490	250
CT2305	E474	18	560	550



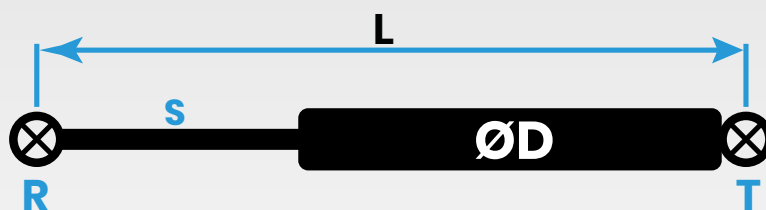
New Code	Old Ref.	D	Length	Newton
CT1160	E1645	18	320	470
CT1141	E1440	18	310	400
CT1224	E1439	18	375	615
CT2407	E1793	18	590	590
CT2438	E269	18	600	450
CT1308	E285	18	419	360
CT2515	E268	18	640	470
CZ1012		18	477	100
CT2265	E2272	18	550	715
CT1283	E302	18	408	310
CT2003		18	500	400
CT1360		18	445	400
CT2284	E2109	18	554	200
CT2474	E1497	18	610	560
CT2497	E367	18	627	570
CT2597	E500	18	700	660
CT1105	E1795	18	288	260
CT1008	E1967	18	205	530
CT1001		18	165	130
CT1136		18	305	370
CT1044		18	258	280
CT1013	E1070A	18	226	560
CT1021	E1558	18	240	380
CT1150	E1594	18	314	330
CT1035	E302	18	255	600
CT1036	E319	18	255	370
CT1004	E1967	18	195	500
CT2511	E2004	18	633	490
CT1014		18	226	790
CT2391	E1442	18	585	260



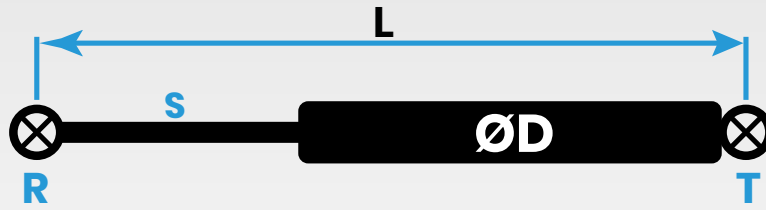
New Code	Old Ref.	D	Length	Newton
CT2289	E2194	18	555	240
CT2510	E1409	18	632	550
CT1200	E306	18	357	555
CT1458	E2200	18	475	620
CT1433	E1796	18	469	580
CT1330		18	435	750
CT1437	E358	18	470	360
CT1459	E387	18	475	420
CT1295	E304	18	412	340
CT1393	E1559	18	451	385
CT1438	E2090	18	470	510
CT1310	E2310	18	420	570
CT2441	E360	18	600	510
CT2174	E363	18	525	560
CT2249	E351	18	545	530
CT1249	E1949	18	395	230
CT1250	E1930	18	395	470
CT2561	E506	18	673	440
CT1129	E1374	18	300	650
CT2546		18	665	535
CT2147	E604	18	520	625
CT1245	E1922	18	390	300
CT2633	E1798	18	833	560
CT2394	E2039	18	585	430
CT2424	E415	18	595	470
CT2425	E415	18	595	450
CT2426	E415	18	595	510
CT1451	E492	18	473	590
CT2113	E2158	18	513	535
CT2114	E2158	18	513	585



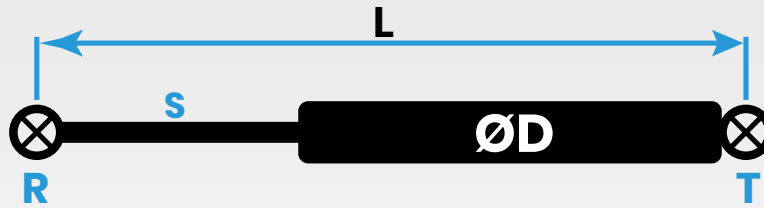
New Code	Old Ref.	D	Length	Newton
CT2206	E600	18	534	480
CT2211	E600	18	535	425
CT1524	E1708	18	495	610
CT2344	E2075	18	570	620
CT2345	E2075	18	570	670
CT2073	E1800	18	505	300
CT1086	E1855	18	283	305
CT1440	E2194	18	470	245
CT1131	E473	18	300	410
CT1003	E2163	18	180	480
CT2149	E1365	18	520	625
CT2252		18	545	500
CT1426	E303	18	465	425
CT1002	E1596	18	165	650
CT1349	E472	18	440	500
CT1350		18	440	520
CT1305	E611	18	418	500
CT1366	E1601	18	445	490
CT1306	E611	18	418	500
CT2256	E1444	18	547	500
CT2150	E2166	18	520	130
CT2257	E2205	18	547	550
CT1188	E1445	18	345	350
CT1326	E1802	18	431	600
CZ2026	E1804	18	663	315
CT2544	E1801	18	663	265
CT1478	E1803	18	482	705
CT1417	E1642	18	460	100
CT2427	E471	18	595	515
CT2428		18	595	485



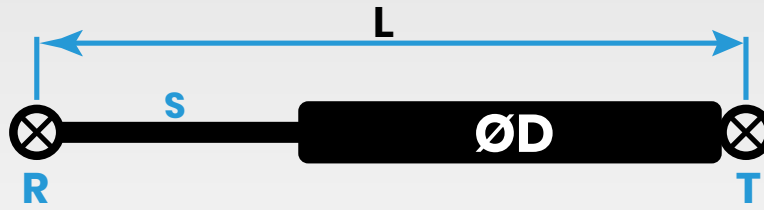
New Code	Old Ref.	D	Length	Newton
CT2151	E1365	18	520	640
CT2200	E1644	18	532	515
CT2075		18	505	520
CT1145		18	310	590
CT2048		18	500	500
CT1146		18	310	650
CT2569		18	677	400
CT1494		18	485	585
CT1056		18	270	540
CT1057		18	270	540
CT2600		18	700	200
CT2587		18	691	270
CT2232	E403	18	540	250
CT2352	E408	18	572	580
CT2353	E408	18	572	670
CT2354	E413	18	573	530
CT2355	E413	18	573	620
CT1050	E1807	18	265	355
CT2164	E2279	18	523	600
CT1321	E2304	18	428	135
CT1237	E1809	18	383	455
CT2089		18	507	330
CT2545	E1987	18	663	520
CT2277	E340	18	552	410
CT2278	E340	18	552	370
CT2572	E423	18	680	360
CT1060		18	275	320
CT2111	E1840	18	513	350
CT2333	E409	18	570	530
CT2471	E1561	18	606	540



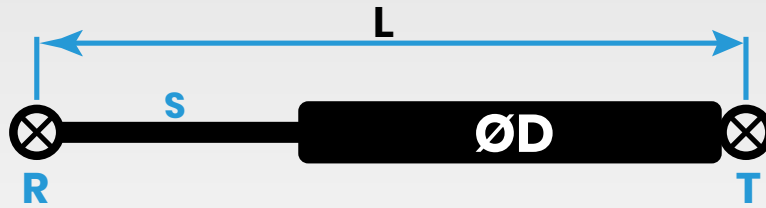
New Code	Old Ref.	D	Length	Newton
CT2085	E392	18	507	436
CT2162		18	523	480
CT2322		18	568	500
CT2336		18	570	470
CT2323		18	568	560
CT2622		18	740	290
CT2621		18	739	290
CT1159	E515	18	318	380
CT1078	E1449	18	280	550
CT2626	E2211	18	763	200
CT2627	E1917	18	765	200
CT2004	E441	18	500	650
CT2005	E2134, E441	18	500	600
CT2161	E6287	18	523	240
CT2166	E6287	18	525	240
CT2334	E649	18	570	420
CT2335	E2105	18	570	520
CT2552	E460	18	670	320
CT2553	E2258	18	670	345
CT2591	E445	18	700	400
CT2592	E1952	18	700	345
CT1012	E2046	18	226	100
CT1505	E1476	18	490	610
CT1394	E385	18	452	350
CT2280	E2113, E2164	18	552	295
CT2013	E1451, E521, E2130	18	500	480
CT1309	E1638	18	420	510
CT2014	E305	18	500	320
CT1092	E375	18	285	330
CT1101	E526	18	287	365



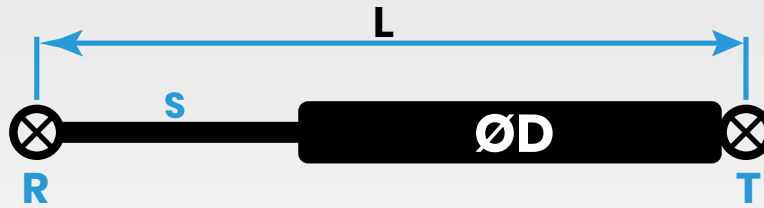
New Code	Old Ref.	D	Length	Newton
CT1091	E2192	18	285	600
CT1502	E1813	18	488	510
CT2590	E448	18	696	220
CT2176	E449	18	525	320
CT2190	E517	18	527	350
CT2306	E1814	18	560	290
CT1395	E1815	18	452	455
CT1500	E2097	18	487	645
CT2030	E359	18	500	450
CT2358	E346, E2063	18	574	330
CT2031	E1602	18	500	340
CT1481	E2119	18	483	440
CT2411		18	590	540
CT1038	E350	18	255	340
CT1203	E899, E1899	18	362	390
CT2130	E396	18	515	500
CT1072	E516	18	278	530
CT2636	E1452	18	870	370
CT2637	E1452	18	870	240
CT1348	E625	18	440	600
CT1523	E1816	18	495	440
CT2101	E454	18	510	420
CT2186	E624	18	527	450
CT2135		18	516	220
CT2187		18	527	160
CT2188		18	527	220
CT2595		18	700	325
CT2596		18	700	325
CT2090		18	510	220
CT1514	E626	18	492	470



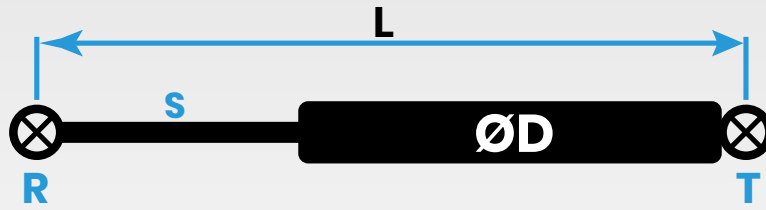
New Code	Old Ref.	D	Length	Newton
CT1526	E626	18	495	515
CT1536	E626	18	497	500
CT2038	E1661, E2295	18	500	540
CT2543	E2288	18	660	500
CT2396	E1455	18	585	405
CT1509	E2118	18	490	480
CT1527	E626	18	495	550
CT1528	E626	18	495	565
CT2154	E2173	18	520	535
CT2155	E2173	18	520	560
CT2156	E2173	18	520	590
CT2157	E2173	18	520	635
CT2231		18	540	420
CT1312	E1631	18	420	600
CT1071	E1454, E516	18	278	520
CT1270	E1974	18	404	310
CT2221	E1818	18	538	650
CT2606	E1941	18	720	350
CT2612	E1749	18	728	315
CT2451		18	600	580
CT2158	E2183	18	522	490
CT2199	E1457	18	532	360
CT1365	E1709	18	445	90
CT1133	E1861	18	300	240
CT1332	E2028	18	435	170
CT1291		18	410	330
CT1147		18	310	430
CT1197		18	353	150
CT2272	E1564	18	550	620
CT2327		18	568	330



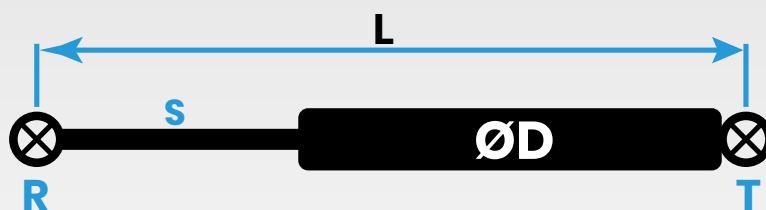
New Code	Old Ref.	D	Length	Newton
CT2483		18	613	300
CT2102		18	510	365
CZ2015	E1458R	18	580	209
CT1231	E2308	18	378	300
CT2554	E1988	18	670	360
CZ2001	E2120L, E2120R	18	500	420
CT2269	E1460	18	550	280
CT1425	E432	18	465	113
CT1384	E1565	18	450	150
CT2088	E1710	18	507	420
CT1341	E1566	18	439	410
CT2105	E1820	18	510	270
CT2303	E1482	18	557	135
CZ2020	E440	18	587	100
CT1232	E1924	18	378	520
CT1357	E1626	18	443	455
CT1379	E1639	18	450	600
CT1540	E1639	18	498	540
CT1362	E638	18	445	550
CT1486	E1639	18	485	565
CT1343	E1821	18	440	530
CT2015	E1639	18	500	540
CT1380	E1639K	18	450	600
CZ1010	E636L, E636R	18	433	560
CT2140	E1567	18	517	295
CT2619		18	736	315
CT2475	E1618L, E1618R	18	610	420
CT1519		18	495	510
CT1430		18	468	440
CT1521	E1494L, E1494R	18	495	570



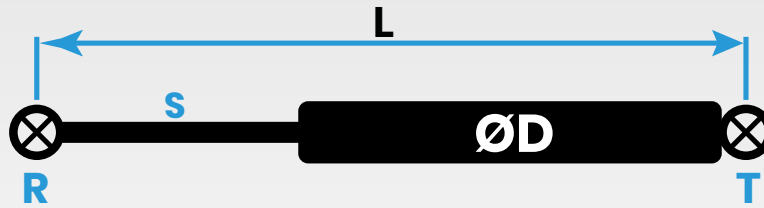
New Code	Old Ref.	D	Length	Newton
CT1534	E1495L, E1495R	18	497	570
CZ2028	E1492L, E1492R	18	720	310
CT2098	E644	18	510	545
CT2196		18	530	545
CT1329	E1462	18	434	585
CT1311		18	420	295
CT1180	E1711	18	338	365
CT2191	E2169	18	527	260
CZ2024	E1621L, E1621R	18	637	530
CT1515	E1464	18	493	445
CT2062	E2139	18	502	450
CZ2021	E1490L, E1490R	18	590	300
CT1454	E2089	18	473	535
CT1287	E1975	18	408	580
CT1323	E562	18	430	370
CT1303	E1823	18	416	395
CT2055	E347	18	500	245
CT1302	E1823	18	416	405
CZ2002	E1622L, E1622R	18	505	255
CT1297		18	414	260
CT2061		18	502	250
CT2094	E394	18	510	550
CT2084		18	507	350
CT2538	E1788	18	652	750
CT2351	E1435	18	570	570
CT1361		18	445	220
CT2170		18	525	150
CT2570		18	678	630
CT2578		18	684	550
CT1187		18	345	400



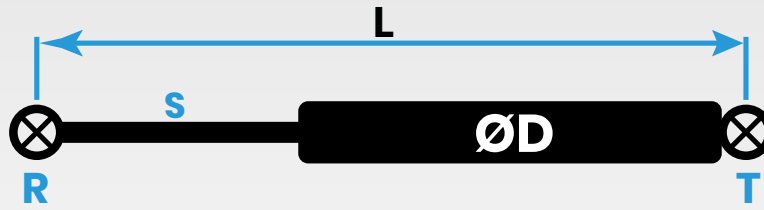
New Code	Old Ref.	D	Length	Newton
CT1070		18	278	500
CT2016	E265, E521	18	500	500
CT2017	E521	18	500	520
CT2018	E1603	18	500	220
CT1201	E1900	18	361	540
CT1269	E1970, E1611	18	404	460
CT2585	E1829	18	690	380
CT2519	E495	18	640	390
CT2020	E1824	18	500	375
CT2618	E1824	18	735	300
CT1422	E1582	18	463	360
CT2024	E2300	18	500	480
CT2026	E332	18	500	270
CT2027	E453	18	500	350
CT2028	E522	18	500	440
CT2393	E496	18	585	360
CT1382	E1467	18	450	535
CT1383	E1467	18	450	535
CT2614	E1466	18	730	250
CT2189	E1827	18	527	420
CT1470	E1572	18	480	550
CT1340	E1456	18	439	550
CT2611	E1826	18	728	265
CT1045	E2227	18	258	370
CT2142	E2184	18	519	530
CT2197	E2184	18	530	500
CT2630	E2233	18	779	285
CT2259		18	548	520
CT1503	E1828	18	489	110
CT2032	E522	18	500	365




New Code	Old Ref.	D	Length	Newton
CT2033	E305	18	500	190
CT1467		18	479	300
CT2034	E305	18	500	280
CT2395		18	585	200
CT2582		18	685	200
CT2447	E366	18	600	330
CT2576	E1573	18	680	270
CT1005	E1995	18	201	250
CT1397	E597	18	453	460
CT2617	E1933	18	734	320
CT2586	E1829	18	690	380
CT2126	E398	18	515	500
CT1226	E1651	18	375	390
CT2615	E1576	18	730	380
CT1386	E1575	18	450	550
CT1216		18	367	420
CT1398	E1759	18	453	580
CT1176	E1882	18	334	610
CT1183	E1884	18	344	450
CT1184	E1885	18	344	565
CT1327	E562	18	431	380
CT2397		18	585	250
CT2179	E1830	18	525	325
CT2087	E581	18	507	550
CT2127	E629	18	515	550
CT2128	E313	18	515	550
CT2039	E1604	18	500	380
CT2040	E1604	18	500	400
CT2041	E305	18	500	310
CT2042	E1604	18	500	380



New Code	Old Ref.	D	Length	Newton
CT2043	E305	18	500	310
CT1041		18	255	600
CT1407	E1713	18	457	320
CT2049	E331	18	500	460
CT1531		18	495	500
CT2117	E1714	18	513	475
CT1157		18	315	550
CT2222	E976A	18	538	125
CT2419		18	593	605
CT2540	E1992	18	655	320
CT2131	E2147	18	515	300
CT2132	E393B	18	515	300
CT1205	E1893	18	362	470
CT2263	E456	18	550	460
CT2264	E2167	18	550	475
CT2203	E401	18	534	200
CT2241	E455	18	545	300
CT2167	E264	18	525	310
CT2168	E264	18	525	310
CT2169	E517	18	525	350
CT1468	E1543	18	480	360
CT2613	E1552	18	730	140
CT1124	E1858	18	298	600
CT2625	E1928	18	750	300
CT1163	E1577	18	320	360
CT1058	E1480	18	270	420
CT2274	E403	18	550	260
CT1118	E1832	18	294	380
CT1532	E1481	18	496	340
CT1204	E1903	18	362	370

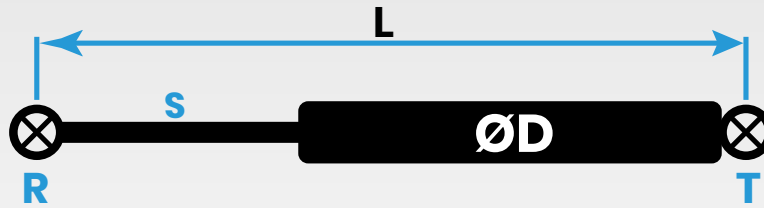


New Code	Old Ref.	D	Length	Newton
CT1214	E2276	18	365	310
CT1087	E1637	18	283	450
CT1110	E1636	18	291	600
CT1111	E1636	18	291	600
CT2356	E2060	18	573	330
CT2463	E552	18	603	320
CT2616	E1932	18	730	210
CT2359	E2060	18	574	350
CT1322	E1468, E2022	18	430	470
CT2307	E1834	18	560	445
CT1134		18	300	370
CT1097	E1838	18	285	410
CT2319	E1837	18	565	600
CT1444	E1471	18	470	380
CT2106	E1840	18	510	320
CT1418		18	460	220
CT2417		18	590	310
CT1215		18	365	600
CT1419		18	460	270
CT1389		18	450	280
CT2054		18	500	400
CT2064		18	502	280
CT1390		18	450	160

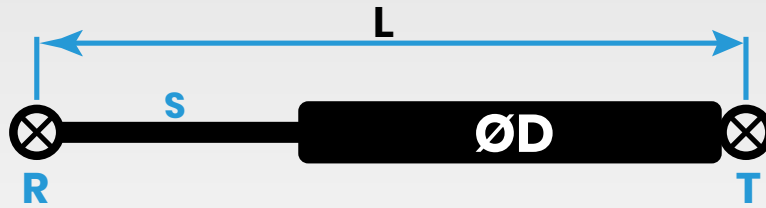
The background features a soft-focus image of architectural blueprints spread across a desk. A ruler is visible in the upper left, and various drafting tools, including a compass and a pencil, are scattered across the lower half. The overall color palette is light and professional, with a focus on technical drawing elements.

S21

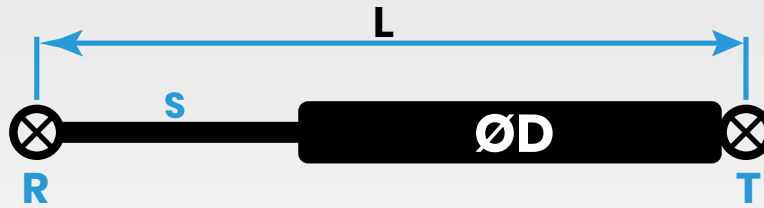
TGS
TUNALIFT GAS SPRINGS



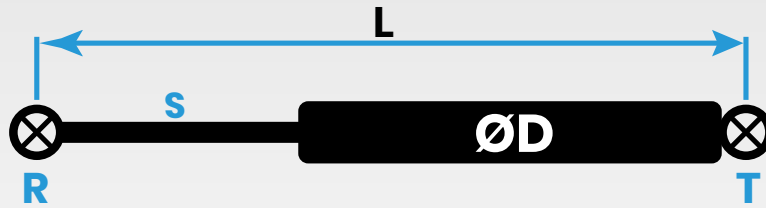
New Code	Old Ref.	D	Length	Newton
DT1006	E1500	21	250	1180
DT1010	E370	21	273	670
DT1017	E1374	21	298	650
DT1018	E1569, E1811	21	298	700
DZ1003	E1664	21	483	750
DT1013	E528, K300	21	278	630
DT1019	E1862	21	298	730
DT2101	E1904	21	943	380
DT1044	E1608	21	483	690
DT1045	E1608, E1368	21	483	740
DT2001	E1608, E1515	21	500	635
DT2002	E1515	21	500	690
DT1042	E564	21	480	690
DT1005		21	245	750
DT1054		21	498	630
DT1022	E571	21	333	700
DT1021	E1874	21	326	800
DT1015	E1848	21	285	720
DT1026	E1354	21	382	660
DT1033	K300	21	431	1050
DT2069	E1528	21	665	765
DT2017	E651	21	539	690
DT2072	E507	21	685	870
DT2066	E1528	21	656	880
DT2054	E1734	21	620	625
DT2055	E1734	21	620	580
DT1016		21	287	700
DT2079		21	700	1050
DT2078	E1944	21	700	1050
DT2082		21	726	420



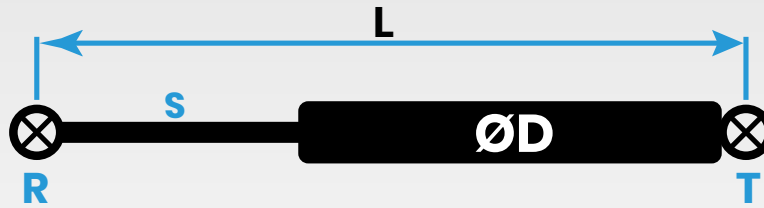
New Code	Old Ref.	D	Length	Newton
DT2097	E583	21	866	370
DT2092	E2236	21	796	720
DT2094	E485	21	798	500
DT2047	E2025	21	603	810
DT2048	E2026	21	603	850
DT2049		21	603	740
DT2050		21	603	810
DT2033	E408	21	567	590
DT2034	E409	21	567	650
DTI037	E2071	21	455	700
DTI039	E420	21	465	655
DTI040	E420	21	465	655
DT2042	E1519	21	574	990
DT2043	E508	21	593	830
DT2089		21	743	670
DT2090		21	759	670
DTI047	E487	21	485	640
DT2028	E2112	21	556	715
DT2026	E1687	21	553	760
DTI048	E328	21	490	720
DTI049	E643	21	490	780
DT2061		21	650	690
DT2062		21	650	745
DT2022	E2168	21	550	850
DT2023	E1364	21	550	810
DT2096	E2238	21	850	670
DT2095	E2238	21	830	620
DT2011		21	524	585
DT2012		21	524	540
DT2024	E2172	21	551	710



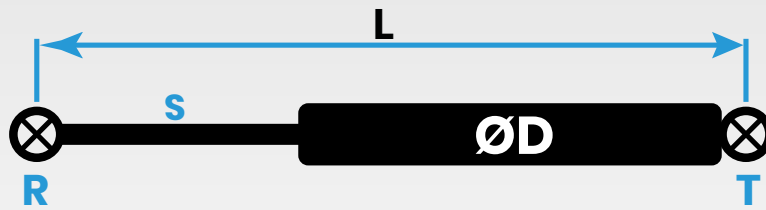
New Code	Old Ref.	D	Length	Newton
DT2044	E2032	21	596	465
DT2056	E1607	21	625	510
DT2057	E1607	21	628	510
DT2051		21	606	460
DT2052		21	606	395
DT2007		21	512	520
DZ2006	E1797L, E1797R	21	727	400
DT1030	E1394L, E1394R	21	414	500
DT2016	E646	21	539	450
DT2038	E1405	21	570	650
DT2019		21	545	750
DT2025		21	551	680
DT2063	E1541	21	653	630
DT2064	E1541	21	653	695
DZ1001	E1842L, E1842R	21	473	872
DT1032	E1383	21	429	838
DT2086	E1942	21	739	850
DT2087	E1942	21	739	700
DT2037	E1585	21	569	590
DT2085	E1937	21	736	725
DT2058	E1586	21	640	740
DT2059	E1587	21	640	820
DT1027	E1934	21	391	800
DT1024	E379	21	364	800
DT2060	E1627	21	640	740
DT2065		21	655	770
DT2067		21	660	800
DZ2003	E594L, E594R	21	587	340
DT2005		21	506	720
DT1053	E2136	21	496	635



New Code	Old Ref.	D	Length	Newton
DT2008	E2177	21	515	610
DZ2004	E2305L, E2305R	21	610	570
DZ2005	E1357L, E1357R	21	619	660
DZ2001	E595L, E595R	21	500	500
DT2027		21	555	585
DT2021	E1649	21	547	460
DT1023		21	347	1300
DT2032	E1705	21	560	725
DT1004	E1486	21	235	850
DZ2007		21	874	260
DT2071	E1640	21	667	755
DT2070		21	665	755
DT1041		21	468	610
DT2088		21	742	400
DT2003		21	500	630
DT2075	E502	21	690	630
DT1025		21	380	745
DT2093		21	796	760
DT2015	E1896	21	535	710
DT1052	E4139, E1835HL	21	495	830
DT2098	E1589	21	905	730
DT1011	E452	21	273	680
DT1012		21	273	720
DT2009	E604	21	520	665
DT2010	E2178	21	520	730
DT2029	E2108	21	559	330
DT2013		21	527	660
DT2091	E425	21	769	475
DT2046	E542	21	600	325
DT2045		21	598	700



New Code	Old Ref.	D	Length	Newton
DT2053	E339	21	613	620
DT2068	E1787	21	661	800
DT2077	E1946	21	699	610
DT2076	E1946	21	699	540
DT1043	E1789	21	482	700
DT1046	E1554	21	483	700
DT2081	E533	21	725	820
DT1007	E2216	21	250	850
DT2100	E1589	21	905	730
DT2020	E530	21	545	630
DT2004	E1555	21	505	610
DT1009	E266	21	265	820
DT1031		21	418	700
DT1002	E529	21	195	1100
DT1003	E373	21	195	860
DT2030	E418	21	560	730
DT2031	E418	21	560	800
DT2083	E608	21	730	700
DT2084	E608	21	730	760
DT2073	E502	21	690	630
DT2074	E502	21	690	630
DT1028	E1923	21	391	880
DT2014	E1644	21	533	750
DT1034		21	431	740
DT1029		21	403	190
DT2099	E1589	21	905	730
DT1036		21	452	710
DT1014	E1846	21	282	680
DT1051		21	492	660
DT2018	E2165	21	542	740

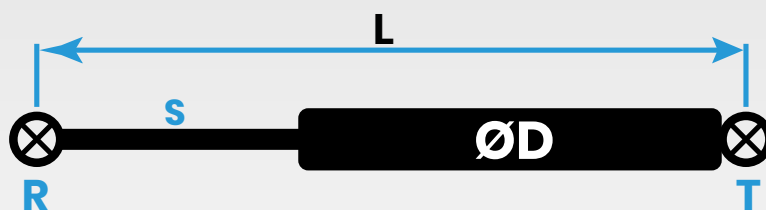


New Code	Old Ref.	D	Length	Newton
DZ1002		21	475	400
DT1035		21	436	363
DT1038	E2309	21	455	300
DZ2002	E342L, E342R	21	575	685
DT2080	E1943, E1940	21	720	870
DT1001	E1571	21	175	700
DT1020	E1633	21	300	710
DT2006	E643	21	506	770
DT1050	E2098	21	490	910
DT2035	E2081	21	567	830
DT2036		21	567	460
DT2039	E650	21	570	660
DT2040	E2083	21	570	750
DT2041	E2082	21	570	910
DT1008	E1477	21	260	690


The background features a technical drawing of a mechanical part, possibly a gas spring, viewed through a magnifying glass. The drawing includes various dimensions and labels such as 'B', '12.10', '3.50', '3.00', '46.50', '3.50', '3.00', '7', '6', '5', '4', '3', '2', '1', '10', '11', '12', '13', '14', '15', '16', '17', '18', '19', '20', '21', '22', '23', '24', '25', '26', '27', '28', '29', '30', '31', '32', '33', '34', '35', '36', '37', '38', '39', '40', '41', '42', '43', '44', '45', '46', '47', '48', '49', '50', '51', '52', '53', '54', '55', '56', '57', '58', '59', '60', '61', '62', '63', '64', '65', '66', '67', '68', '69', '70', '71', '72', '73', '74', '75', '76', '77', '78', '79', '80', '81', '82', '83', '84', '85', '86', '87', '88', '89', '90', '91', '92', '93', '94', '95', '96', '97', '98', '99', '100'.

S26

TGS
TUNALIFT GAS SPRINGS

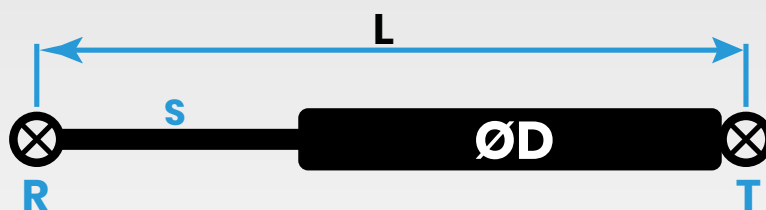


New Code	Old Ref.	D	Length	Newton
ET2010	E531	26	772	630
ET2011	E531	26	775	630
ET2012	E1916	26	775	530
ET2001		26	667	650
ET2002		26	667	755
ET1001	E1450	26	396	1550
ET2007	E1920	26	755	1080
ET2003	E1964	26	686	710
ET2004	E1962	26	686	770
ET2005	E1960	26	686	910
ET2006	E1953	26	686	830
ET2008	E1920	26	755	970
ET2009	E1921	26	755	1080

The background features a technical drawing of a mechanical part, possibly a spring, with various dimensions and labels like 'B', 'G', and '7'. A magnifying glass is positioned over the drawing, focusing on a specific area. In the foreground, there are drafting tools including a compass and a pencil, resting on the drawing. The overall scene is brightly lit, with a soft, yellowish tint.

S27

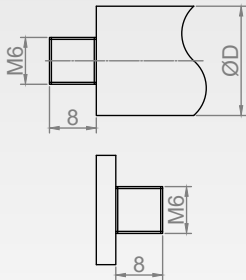
 **TGS**
TUNALIFT GAS SPRINGS



New Code	Old Ref.	D	Length	Newton
FT1008		27	342	1200
FT1006	E1473	27	325	1400
FT1007	E1473	27	325	1400
FT1004	E1870	27	312	1450
FT1009	E1955	27	399	1340
FT1001	E1478B	27	270	1600
FT1002	E1478	27	270	1600
FT1005	E1478	27	320	1200
FT1003	E1866	27	308	1190

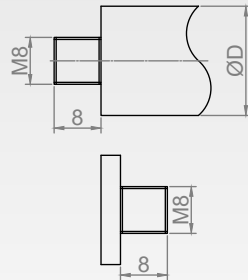
CONNECTORS





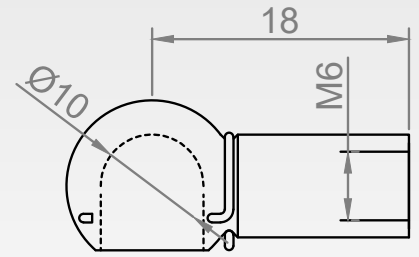
FEATURES A002

Material Information	Steel, DIN 1.0718
Surface Treatment	Black Nitrated
Compatible With	S15, S18
Components	
Unit Weight	-



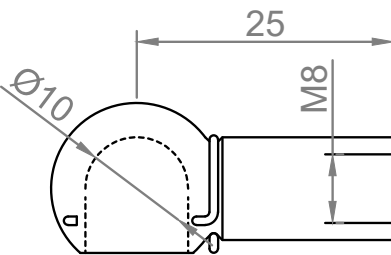
FEATURES A003

Material Information	Steel, DIN 1.0718
Surface Treatment	Black Nitrated
Compatible With	S18, S21, S22, S26
Components	
Unit Weight	-



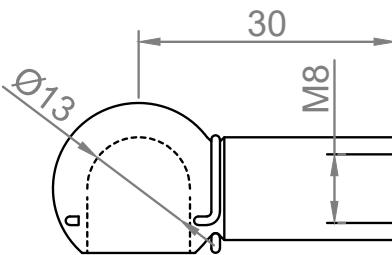
FEATURES B001

Material Information	Steel, DIN 1.0718
Surface Treatment	Zinc plated
Compatible With	S15, S18, D15, D18, W18
Components	B001; DS10
Unit Weight	0,012 KG



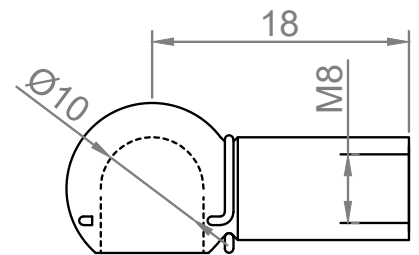
FEATURES B005

Material Information	Steel, DIN 1.0718
Surface Treatment	Zinc plated
Compatible With	S18, S21, W22, D21
Components	B005; DS10
Unit Weight	0,013 KG



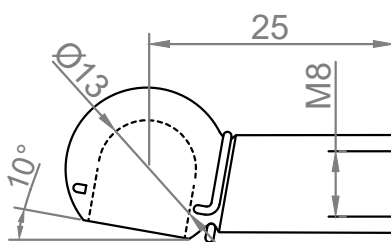
FEATURES B007

Material Information	Steel, DIN 1.0718
Surface Treatment	Zinc plated
Compatible With	S21, S22, W22
Components	B007; DS13
Unit Weight	0,029 KG



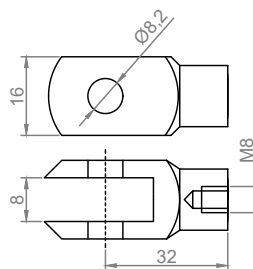
FEATURES B026

Material Information	Steel, DIN 1.0718
Surface Treatment	Zinc plated
Compatible With	S18, S21, S22, S26, S32
Components	B026; DS10
Unit Weight	0,010 KG



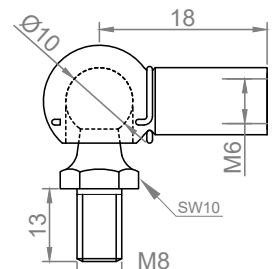
FEATURES B817

Material Information	Steel, DIN 1.0718
Surface Treatment	Zinc plated
Compatible With	S18, S21, S26, S32
Components	B817; DS13
Unit Weight	0,026 KG



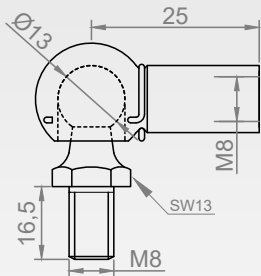
FEATURES F005

Material Information	Steel, DIN 1.0718
Surface Treatment	Zinc plated
Compatible With	S21, S26, S28
Components	F005
Unit Weight	0,037 KG



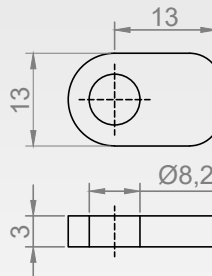
FEATURES J033

Material Information	Steel, DIN 1.0718
Surface Treatment	Zinc plated
Compatible With	S15, S18
Components	B001; DS10; PA45
Unit Weight	0,029 KG



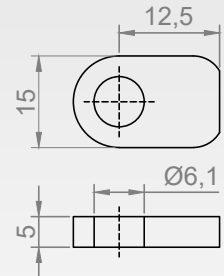
FEATURES **J113**

Material Information	Steel ,DIN 1.0718
Surface Treatment	Zinc plated
Compatible With	S21, S22, W22
Components	B006; DS13; PA54
Unit Weight	0,050 KG



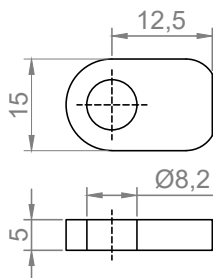
FEATURES **K002**

Material Information	Steel ,DIN 1.0718
Surface Treatment	Black Painted
Compatible With	
Components	K002
Unit Weight	-



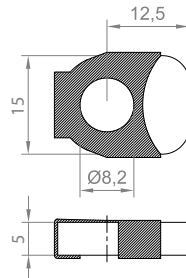
FEATURES **K003**

Material Information	Steel ,DIN 1.0718
Surface Treatment	Black Painted
Compatible With	S15, S18, S21, S22
Components	K003
Unit Weight	-



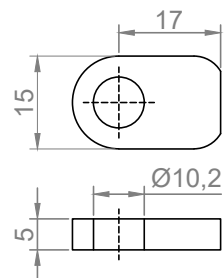
FEATURES **K004**

Material Information	Steel ,DIN 1.0718
Surface Treatment	Black Painted
Compatible With	S15, S18, S21, S22
Components	K004
Unit Weight	-



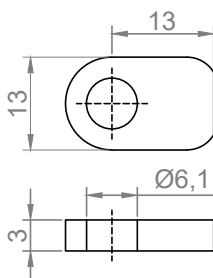
FEATURES **K004C**

Material Information	Steel ,DIN 1.0718
Surface Treatment	Black Painted
Compatible With	
Components	K004C; Clips
Unit Weight	-



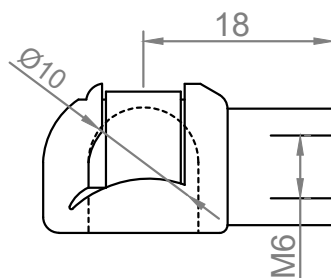
FEATURES **K006**

Material Information	Steel ,DIN 1.0718
Surface Treatment	Black Painted
Compatible With	S15, S18, S21, S22
Components	K006
Unit Weight	-



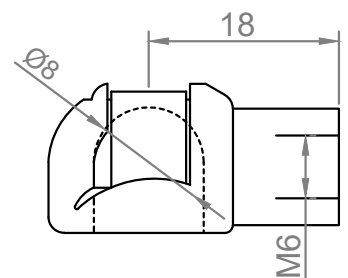
FEATURES **K011**

Material Information	Steel ,DIN 1.0718
Surface Treatment	Black Painted
Compatible With	S12, S15
Components	K011
Unit Weight	-



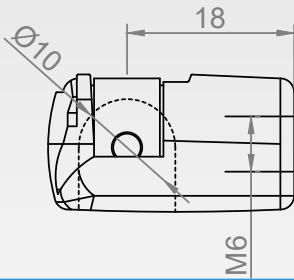
FEATURES **P001**

Body Material	Plastic-PA66 GF30
Inside	Clip: CK67, Thread: Brass
Compatible With	S15, S18, D15, D18, W18
Components	P001
Unit Weight	0,004 KG



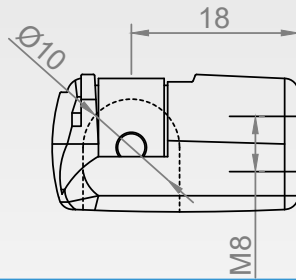
FEATURES **P005**

Body Material	Plastic-PA66 GF30
Inside	Clip: CK67, Thread: Brass
Compatible With	S15, S18
Components	P005
Unit Weight	0,004 KG



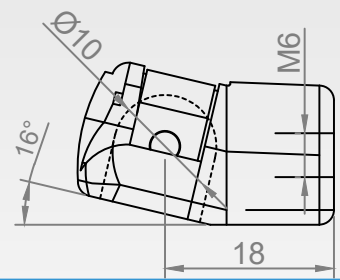
FEATURES **PL01**

Body Material	Plastic-PA66 GF30
Inside	Clip: CK67, Thread: Brass
Compatible With	S15, S18, D15, D18, W18
Components	PL01
Unit Weight	0,010 KG



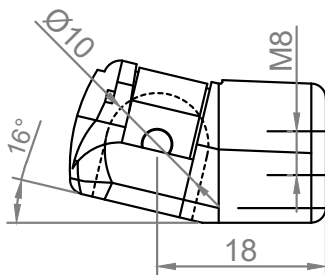
FEATURES **PL02**

Body Material	Plastic-PA66 GF30
Inside	Clip: CK67, Thread: Brass
Compatible With	S21, S22, W22
Components	PL02
Unit Weight	0,010 KG



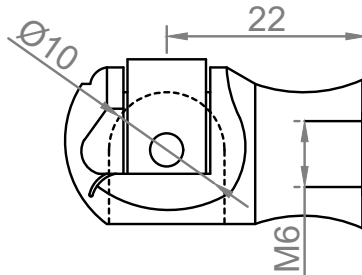
FEATURES **PLA1**

Body Material	Plastic-PA66 GF30
Inside	Clip: CK67, Thread: Brass
Compatible With	S15, S18, D15, D18, W18
Components	PLA1
Unit Weight	0,010 KG



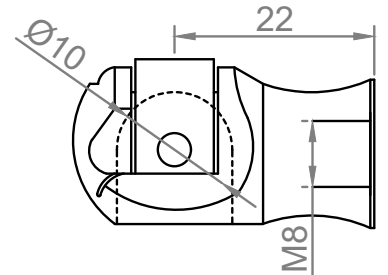
FEATURES **PLA2**

Body Material	Plastic-PA66 GF30
Inside	Clip: CK67, Thread: Brass
Compatible With	S21, S22, W22
Components	PLA2
Unit Weight	0,010 KG



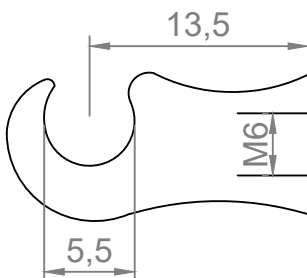
FEATURES **PLE1**

Body Material	Plastic-PA66 GF30
Inside	Clip: CK67, Thread: Brass
Compatible With	S15, S18, D15, D18, W18
Components	PLE1
Unit Weight	0,009 KG



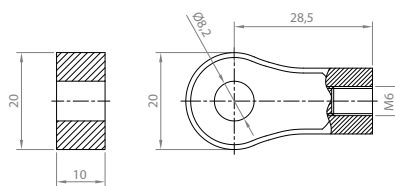
FEATURES **PLE2**

Body Material	Plastic-PA66 GF30
Inside	Clip: CK67, Thread: Brass
Compatible With	S21, S22, W22
Components	PLE2
Unit Weight	0,010 KG



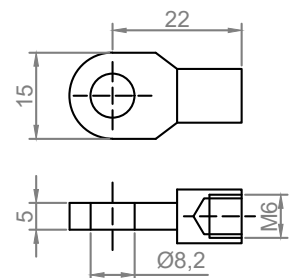
FEATURES **PLU2**

Body Material	Plastic-PA66 GF30
Inside	Clip: CK67, Thread: Brass
Compatible With	S15, S18, D15, D18, W18
Components	PLU2
Unit Weight	0,009 KG



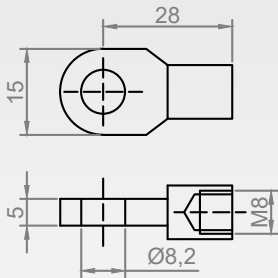
FEATURES **PY01**

Material Information	Steel, DIN 1.0718
Surface Treatment	Zinc plated
Compatible With	S18, S21, W22, D21
Components	B005; DS10
Unit Weight	0,010 KG



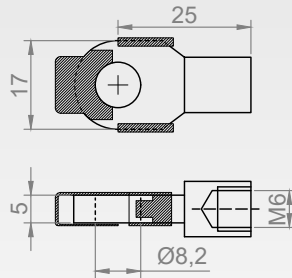
FEATURES **Y004**

Material Information	Steel, DIN 1.0718
Surface Treatment	Zinc plated
Compatible With	S21, S22, W22
Components	Y004
Unit Weight	0,009KG



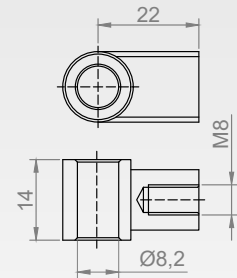
FEATURES **Y005**

Material Information	Steel ,DIN 1.0718
Surface Treatment	Zinc plated
Compatible With	S21, S22, W22
Components	Y005
Unit Weight	0,013KG



FEATURES **Y047**

Material Information	Steel ,DIN 1.0718
Surface Treatment	Black Painted With Clips
Compatible With	S15,S18,S21,S22
Components	Y047
Unit Weight	0,013 KG



FEATURES **Z116**

Material Information	Zamac 5 alloy
Surface Treatment	Zinc plated
Compatible With	S18,S21,S22,S26,S32
Components	Z116
Unit Weight	0,030 KG

"Feel Safe!"
www.tunalift.com



Bursa, Turkey



+90 224 211 44 73



info@tunalift.com



www.tunalift.com